



# Cure My Addiction

(Completed)

## The Unofficial Walkthrough and Event Guide

### Disclaimer:

This walkthrough contains spoilers. It is strongly recommended that you only use it as a reference guide for events that are giving you trouble. This is not an official walkthrough. Any mistake herein is from its authors, not from the Game Developer

Check the Game Patreon page if you want to support the game :

<https://www.patreon.com/TheGary/overview>

### Courtesy of:

Chapter 1 & Chapter 2 (up to 0.10) : Segmentation Fault

Chapter 2 (from 0.11), Chapter 3 & 4 & 5 : ThL

# Table of Contents

CHAPTER 1 EVENTS.....	3
CHAPTER 1 (ISLAND) EVENTS.....	4
CHAPTER 2 EVENTS.....	5
CHAPTER 3 EVENTS (I).....	6
CHAPTER 3 ISLAND EVENTS (II).....	7
CHAPTER 3 POST ISLAND EVENTS (III).....	8
CHAPTER 4 EVENTS.....	9
CHAPTER 5 EVENTS.....	10
INTRODUCTION.....	11
THE GIRLS.....	14
CHORES & PUNISHMENTS.....	15
CHAPTER I (1): UNEXPECTED GUEST.....	20
CHAPTER 1 EVENTS.....	21
CHAPTER I (2): THE ISLAND.....	39
CHAPTER 1 ISLAND EVENTS.....	40
CHAPTER 1 ISLAND ENDINGS.....	43
CHAPTER II: THE DISCIPLINARIAN.....	44
CHAPTER 2 EVENTS.....	45
CHAPTER III (I): THE ORDEAL.....	60
NEW CHARACTERS.....	61
CHARACTERS' IDLES.....	62
CHAPTER 3 EVENTS.....	66
CHAPTER III (II): RETURN TO THE ISLAND.....	78
CHAPTER 3 ISLAND EVENTS.....	80
CHAPTER III (III): BACK TO THE OFFICE.....	83
CHAPTER 3 POST ISLAND EVENTS.....	84
CHAPTER IV: DOMINION.....	91
CHAPTER 4 EVENTS.....	93
CHAPTER V: THE END.....	101
CHAPTER 5 EVENTS.....	102

# Chapter 1 Events

[A Sacrifice I'm Willing to Make](#)  
[Asking for it](#)  
[Aunt Finally Finds Out](#)  
[Aunt Makes Mistakes](#)  
[Before Bed Relaxation](#)  
[Chloe Dressing Up](#)  
[Chloe, You Tease!](#)  
[Chloe's Corruption](#)  
[Chloe's New Punishment](#)  
[Chloe's Shower](#)  
[Chloe's Training](#)  
[Doctor's Turn](#)  
[Emily and the Mirror](#)  
[Emily Tries Anal](#)  
[Emily's Corruption](#)  
[Emily's Drinking Problem](#)  
[Emily's Exam](#)  
[Emily's Exhibition Level 1](#)  
[Emily's Help](#)

[Emily's Second Toy](#)  
[Emily's Shower & Bath](#)  
[Emily's Turn](#)  
[Fulfilling Linda's Request](#)  
[Hot Tub Pleasure](#)  
[Introduction to Yoga](#)  
[Is She Sick?](#)  
[Linda's Exhibition Level 1](#)  
[Linda's Help](#)  
[Linda's Surprise Visit](#)  
[Midnight Bath](#)  
[Naughty Doctor](#)  
[Night Visit](#)  
[No Privacy](#)  
[Not in Control](#)  
[Not so Safe Anymore](#)  
[Payback](#)  
[Pleasant Surprise](#)  
[Poolside Handjob](#)

[Rachel's Helping Hand](#)  
[Rachel's Shower](#)  
[Rachel's Toy](#)  
[Sacrifice](#)  
[Second Peeping Tom](#)  
[Sister Rivalry](#)  
[Solar Protection](#)  
[Some Help for Chloe](#)  
[Spending Time with Emily](#)  
[Stealing Homework](#)  
[The Contest](#)  
[The Copycat](#)  
[The More the Merrier](#)  
[The Rachel Deception](#)  
[Truth or Dare](#)  
[What is Emily Doing?](#)  
[Why the Lingerie?](#)

# Chapter 1 (Island) Events

## EVENTS:

[Ass Contest](#)  
[Attention whore](#)  
[Beach Day](#)  
[Busy Day](#)  
[Catfight](#)  
[Curious request](#)  
[Emily's faking](#)  
[Game & Alcohol](#)  
[Key to Success: Waking Up Early](#)  
[Permanent Marker](#)  
[USB Drive](#)  
[Walk on the beach](#)

## ENDINGS:

[Babysitting \(Rachel's Path\)](#)  
[Hidden Desires \(Amy's Path\)](#)  
[They Don't Know \(Chloe's Path\)](#)  
[Vanilla, Please. \(Emily's Path\)](#)

## Chapter 2 Events

[Acing It #1](#)

[Am I Sick? #1](#)

[Am I Sick #2](#)

[Ascension #1](#)

[Ascension #2](#)

[Ascension #3](#)

[Back to school #1](#)

[Back to work #1](#)

[Consequence #1](#)

[Consequence #2](#)

[Danger Zone #1](#)

[Dare or Dare #1](#)

[Demoted to Lookout #1](#)

[Enough Is Enough #1](#)

[Enough is Enough #2](#)

[Extra Naughty #1](#)

[Extra Naughty #2](#)

[Fitness #1](#)

[Fitness #2](#)

[For Real? #1](#)

[Good to Go #1](#)

[In Need of Attention #1](#)

[In Need of attention #2](#)

[In plain sight #1](#)

[Inappropriate Chloe #1](#)

[Inappropriate Chloe #2](#)

[It Took a While #1](#)

[Keep Her on a Short Leash #1](#)

[Keep her on a short leash #2](#)

[Make It Clean #1](#)

[Midnight Bath #2](#)

[New Life #1](#)

[New Life #2](#)

[New life #3](#)

[Power Play #1](#)

[Rachel's Helping Hand #2](#)

[She Does deserve it #1](#)

[She Does Deserve It #2](#)

[She Does Deserve It #3](#)

[She was Right #1](#)

[Sun Tzu #1](#)

[Sun Tzu #2](#)

[Sun Tzu #3](#)

[Sunrise #1](#)

[Sweet dreams #1](#)

[The Deal #1](#)

[The Deal #2](#)

[The Deal #3](#)

[Three Envelopes #1](#)

[True Nature #1](#)

[Unsupervised #1](#)

[Unsupervised #2](#)

## Chapter 3 Events (I)

[A just reward](#)

[Amy's help](#)

[Another trip](#)

[Anything but Spanking](#)

[Ascension #3 \(continued\)](#)

[Babysitting #2](#)

[Bondage device](#)

[Checking up on you](#)

[Chloe's deal](#)

[Chloe's unusual reward](#)

[Common shower](#)

[Contract negotiation](#)

[Cop and Nurse #2](#)

[Danger zone #2](#)

[Demoted to lookout #2](#)

[First Night](#)

[Food court \(Amy\)](#)

[Food court \(Charlotte\)](#)

[Go lose](#)

[Improved maid service](#)

[In front of everyone](#)

[Interruption #1](#)

[Interruption #2](#)

[Knock, knock](#)

[Level up](#)

[Linda knows](#)

[Linda's new punishment](#)

[Ludus Interruptus](#)

[Maid for a day](#)

[Mail from Chloe](#)

[Mail from Linda, with Chloe](#)

[Mail from Linda, with Chloe](#)

[and Emily](#)

[Medical emergency #2](#)

[Medical emergency #3](#)

[Meet a Girl](#)

[New Dress](#)

[Ocean view](#)

[On the terrace](#)

[Please me](#)

[Proper Spanking](#)

[Role play](#)

[Second night](#)

[Sofa King good](#)

[Something's wrong?](#)

[Surprise](#)

[Sweet dreams #2](#)

[The babysitter](#)

[Work space](#)

## Chapter 3 Island Events (II)

[Babes and Booze](#)

[Captain Hook](#)

[Hands Off](#)

[Idles](#)

[Island Story Progression](#)

[Maintenance spanking](#)

[Master](#)

[Seashell Collection](#)

[Sex on Demand](#)

[Sleep with Me Tonight](#)

## Chapter 3 Post Island Events (III)

[Aftermath](#)

[Angry Karl](#)

[Babysitter in Need](#)

[Bedtime fun](#)

[Chloe's at home](#)

[Compromise](#)

[Cost of Defeat](#)

[Cost of Arrogance](#)

[Dare](#)

[Emily's at home](#)

[Family Matter](#)

[Favorite Show](#)

[First Time](#)

[Free Spirit](#)

[Gaming addiction](#)

[Guest at Home](#)

[Lock the Door](#)

[Me too](#)

[Mother's Wish](#)

[Mr Elwell's condition](#)

[My Bed, My Rules](#)

[My Wish](#)

[Not Fooling Anyone](#)

[Old mails](#)

[Old trick](#)

[Order Food](#)

[Prepare yourself](#)

[Sofa King Good #2](#)

[Without Em](#)



# Chapter 4 Events

[A Gift](#)

[Almighty](#)

[Amy's Future](#)

[Babysitting](#)

[Business 101](#)

[Business 101 #2](#)

[Business 101 #3](#)

[Chloe's Life Choices](#)

[Emily's Interrogations](#)

[Emily's Needs](#)

[Emily's new class](#)

[King & Queen](#)

[Long Live the King](#)

[No Second Thought](#)

[Pole Position](#)

[Punishments](#)

[Reconciliation](#)

[Similarities](#)

[Spanktastic](#)

[The Love Story](#)

[The Moral Choice](#)

[The Perfect Bride](#)

[Tie Me Up](#)

[Uncle's Treatment](#)

# Chapter 5 Events

[Amy's path](#)

[Chloe's path](#)

[Emily's path](#)

[The Yacht](#)

# Introduction

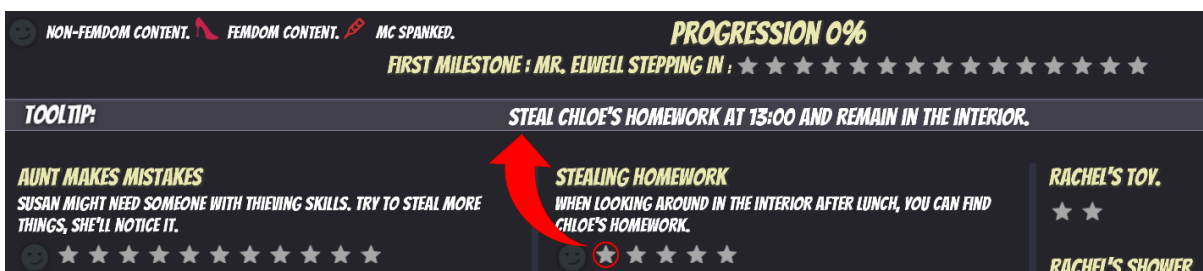
Worried by the amount of time you spend watching porn, your parents decided to send you away to live on your Uncle's yacht. No phone, no TV, no Internet. Life is looking bleak until you arrive on the yacht and meet your hosts...

As soon as you arrive, you are greeted by your uncle's wife Rachel and her adopted daughter Chloe. Your choices here don't matter. Once in your room, read the note on the bed, it gives you another bleak description of what your life on the yacht will be like. For the next choice, I recommend you choose "Try to find Emily" (second door on the right). She is a feisty redhead and Rachel's biological daughter. Enter without knocking for an interesting scene.

During lunch you can ask your hosts questions about life on the yacht. Feel free to explore all options. That's where the introduction ends, and you enter free roam mode (for the rest of the game) after a quick tutorial of the interface.



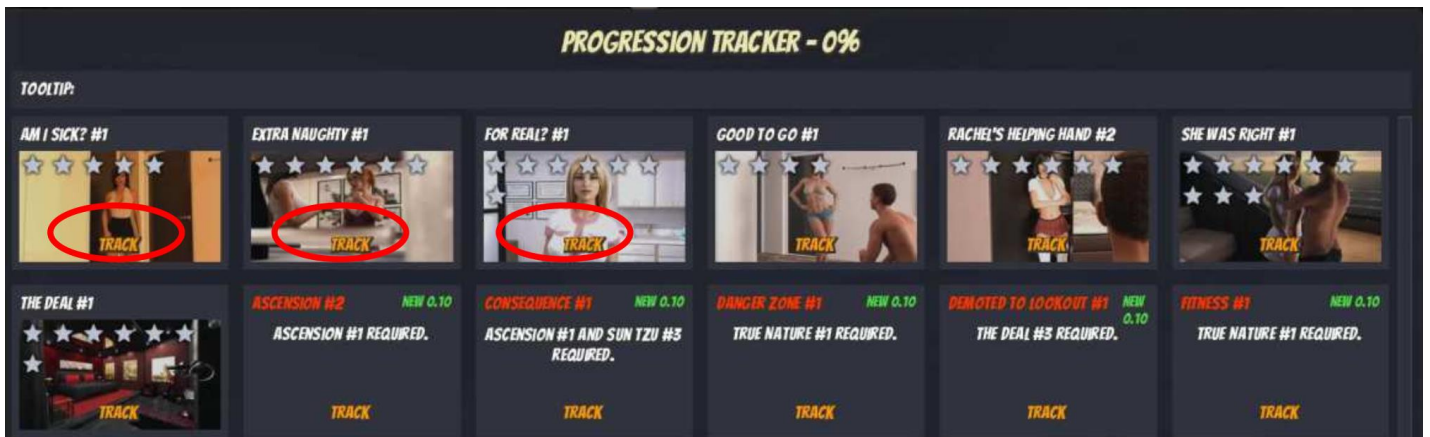
Throughout the game, the "Notebook" and "Events" buttons will become your best friends. The first one shows your immediate objectives and is fairly straight forward, while the latter allows you to track your progress. Due to the large number of events available, this could be a little confusing, so let's take a closer look.



When you place your mouse over a star in the event screen, you can see a hint (tooltip) appear at the top with directions on how to unlock that particular star. These tips will be of invaluable help as you progress through the game. One of the really cool things about "Cure My Addiction" is that each star corresponds to an image within a scene and it is practically impossible to miss any of the renders in the game.

The Chores screen is very similar to this one.

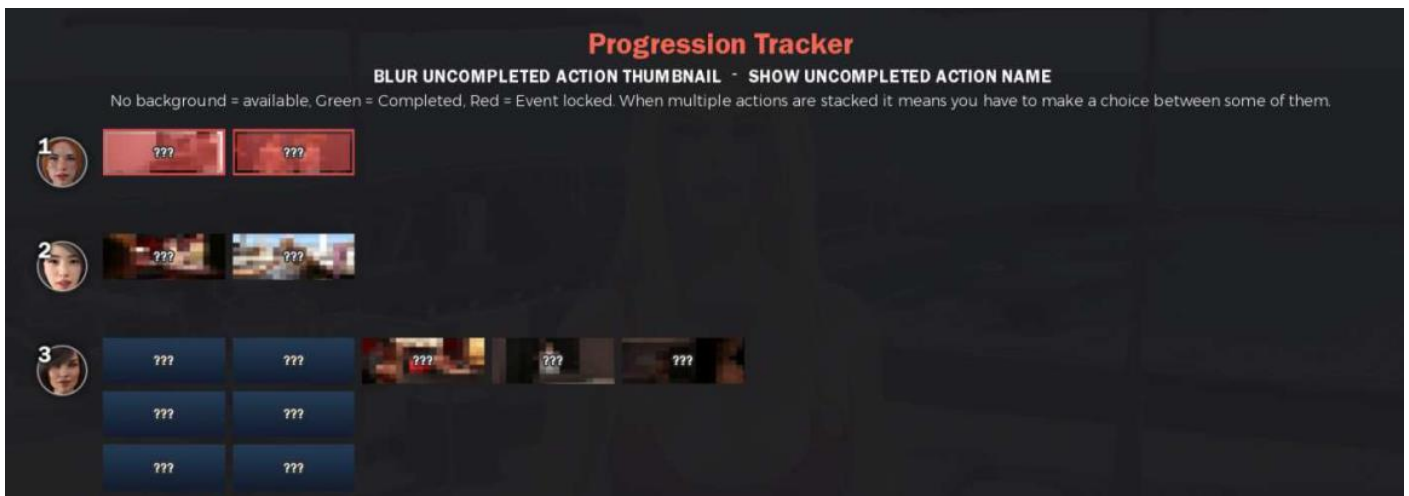
When you reach **Chapter 2**, you'll get the opportunity to "track" events. By clicking on "TRACK" in the event list :




Doing so will allow you to always have on the main screen the "tracked" events and by hovering the mouse over a star, to see its tooltip, just like in Chapter 1 :



When you reach **Chapter 3**, here is how the new tracker screen looks like:




There are two main areas that can be clicked, the events themselves, and two new buttons shown below.

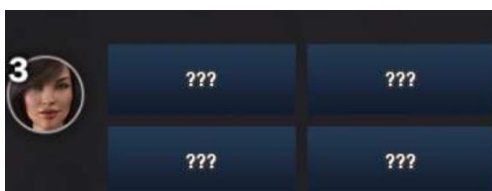


With these, you can control the level of spoiler type images you want to see. When it's set to 'blurred', the game won't show you an image of the event until after you've completed it. Likewise, you can hide the name of the event that will be replaced by question marks.

Locked events are shown in red, completed events are shown in green (the number attached to the NPC vignette is a keyboard shortcut).



Rectangles with a special bluish background are repeatable events from the previous chapter.



As before, once you click on an event, you get the stars showing you the steps needed to complete the event (only when necessary). A star can be tied to seeing a particular render or moving the plot forward in some way as in Chapter 2.

The "track" button is the same as in the previous chapter, with the stars appearing during game play on the left corner of the screen. You can track multiple events at the same time.

# The Girls



**Rachel** is your Uncle's wife and the epitome of a gorgeous MILF. In public she plays the part of the strict disciplinarian rather perfectly. In private... well, that's for you to find out!



**Chloe** is Rachel's adopted younger daughter. While homeschooled and having lived a relatively sheltered life under Rachel's strict rules, Chloe is wicked smart and underestimating her intelligence is a very bad idea.



**Emily** is Rachel's older daughter. She is feisty, loves to have fun and is exceptionally open-minded. Can you tame and claim this gorgeous redhead for yourself?



**Linda** is the yacht's doctor. This gorgeous blonde is as open-minded as they come, but don't get too attached, because the one thing she doesn't do is relationships.



**Susan** is the enigmatic captain of the yacht. She is also a very close friend and confidant of your aunt and uncle. As the keeper of everyone's secrets on board, she can be a great ally or a fierce enemy if you dare cross her.



**Amy** is your ex-girlfriend. She broke up with you but arrives on the yacht seemingly determined to win you back. The question is can you trust her again or is it really over between you?

# Chores & Punishments

## Chores & Punishments in Chapter 1

You, Chloe and Emily are effectively homeschooled while living on the yacht. You are expected to study at least three hours per day, unless it's your turn to do the cleaning.


Study opportunities:

- Interior: 09:00-18:00
- Terrace: 09:00-12:00 and 15:00-17:00

Cleaning opportunities:

- Terrace: 09:00-18:00
- Pool: 10:00, 13:00
- Hot Tub: 15:00-17:00

Should any of you fail their chores, a “strike” is added to your record and if you reach three strikes during any given day, Rachel will administer the appropriate punishment.



Rachel will announce the punishments at dinner and deliver them as follows:

- If you accumulate three strikes, talk to Rachel in the Interior after dinner (20:00) and she will come to your room to deliver the punishment. If you don't, she will wake you up that night after you go to sleep.
- Emily's Punishment is delivered in her room at 21:00.
- Chloe's punishment is delivered in her room at 22:00.

Every time Rachel has to punish you or the girls, her patience will wear thinner and thinner and she will start making your punishments harsher (note that the number of required punishments is cumulative and doesn't reset after a new step is reached):

Step	Intensity	Clothes	Implement	Punishments required
1	Moderate	Fully clothed	Hand	0
2	Light	Panties	hand	3
3	Moderate	Panties	hand	5
4	Severe	Panties	hand	9
5	Light	Bare	hand	11
6	Moderate	Bare	hand	15
7	Severe	Bare	hand	18
8	moderate	Bare	Paddle	23
9	Severe	Bare	Paddle	27
10	moderate	naked	paddle	30

## Getting the girls into trouble

Without interference, the girls will do their chores well and avoid punishment. You have other plans. As you progress with their story (See Emily's Help and Chloe's Corruption), the option to distract them from their studies will become available. You can also provoke them into misbehaving during breakfast and dinner, much to Rachel's displeasure.

Additionally, asking them how they are doing during the day might reveal minor infractions and add additional strikes.

Emily can earn additional strikes during Pleasant Surprise.

## Getting yourself into trouble

While the easiest way to "earn" a spanking is simply not doing your chores, there are other ways to accumulate additional strikes:

- Spying on Rachel during [Rachel's shower](#).
- Spying on Rachel during [Midnight Bath](#).
- Spying on Chloe getting punished during [Stealing Homework](#).
- Entering a room (except yours) without knocking.
- Drinking.
- Asking Rachel for a drink when you already have a strike.
- Insisting on joining Rachel in the hot tub after she has declined.

To make things worse, the girls will also do their best to distract you while you are studying or cleaning. And while their ways of doing that might be very enjoyable in the moment, they will lead to you failing your chores and getting punished.

## Avoiding Punishment

Strictly Speaking, you can't. There are, however, several ways to get out of chores, which makes avoiding punishment very easy:

- Catch Linda masturbating in her office at 21:00 and Blackmail her into giving you a "Sick Pass" (1 day).
- Catch Chloe spying on Emily in the corridor at 23:00 and blackmail her into doing your chores (1 Day).
- Getting Rachel to miss her phone call during [Aunt Makes Mistakes](#) (2 days).
- Catch Rachel masturbating in her room after [the First Milestone](#) and tell Susan (2 days).

Even if you have accumulated three strikes, you might still be able to avoid a spanking by apologizing to Rachel right before your punishment. This only works once per week and won't work at all if she is about to punish you for spying on her.



# Chores and Study Guide

## Chores

### Hot Tub

Prerequisites: Starts on the third day

Guide:

- ★ Successful cleaning of the Hot Tub (*be sure that no one is around to succeed*)
- ★ Distracted by Chloe #1 (*be sure to clean when Chloe is here*)
- ★ Distracted by Chloe #2 (*be sure to clean when Chloe is here*)
- ★ Distracted by Emily #1 (*be sure to clean when Emily is here*)
- ★ Distracted by Emily #2 (*be sure to clean when Emily is here*)
- ★ Distracted by Emily #3 (*be sure to clean when Emily is here*)

### Pool

Prerequisites: Starts on the third day

Guide:

- ★ Successful cleaning of the Pool (*be sure that no one is around to succeed*)
- ★ Distracted by Emily (*be sure to clean when Emily is here*)
- ★ Distracted by Linda (*be sure to clean when Linda is here*)

### Terrace

Prerequisites: Starts on the third day

Guide:

- ★ Successful cleaning of the Terrace (*be sure that no one is around to succeed*)
- ★ Distracted by Rachel (*be sure to clean when Rachel is here, usually at 13.00*)
- ★ Distracted by Chloe (*be sure to clean when Chloe is here*)
- ★ Distracted by Emily #1 (*be sure to clean when Emily is here*)
- ★ Distracted by Emily #2 (*be sure to clean when Emily is here*)

### Not Good Enough

Prerequisites: Starts on the third day

Guide:

- 🚫 Do not clean for three hours

# Study

## Interior

Prerequisites: Starts on the third day

Guide:

- ★ Study in the Interior when no one is around
- ★ Ask Chloe for some help (*if she does help you*)
- ★ Ask Chloe for some help (*if she teases you instead*)
- ★ You must spank Chloe before studying with her (*When you're advanced enough in the story and able to spank Chloe, take a shower early in the morning between 06.00 and 08.00. Chloe may show up. Spank her. When studying she'll tell you her butt hurts. Ask to see it*)

## Terrace

Prerequisites: Starts on the third day

Guide:

- ★ Study on the terrace when no one is around
- ★ Emily distraction in the morning #1 (*when you study on the terrace and Emily is there*)
- ★ Emily distraction in the morning #2 (*when you study on the terrace and Emily is there*)
- ★ Emily distraction in the afternoon #1 (*when you study on the terrace and Emily is there*)
- ★ Emily distraction in the afternoon #2 (*when you study on the terrace and Emily is there*)
- ★ Emily, afternoon at 18.00, must have unlocked handjob (*make sure you have one hour of studying left to do, then study on the terrace at 18.00 when Emily is there, this unlocks **Emily's blowjob***)

## Chores & Punishments in Chapter 2

After you return from the Island, the situation has changed.  
There are now two checks for the chores, and one test for studies a week.

### **You**

#### Study opportunities:

You can study in your room, at any hour between 06.00 and 03.00. You study for 1 hour.  
There is a study counter for the week.

On Friday, there is a common test for the girls and you.

- If you studied less than 4 hours, it will be very bad, and you can expect a punishment...
- If you studied for more than 4 hours but less than 7, it will be bad
- If you studied for more than 7 hours but less than 10, it will be good
- If you studied for 10 hours or more, it will be flawless, and at some point you might get a reward...

#### Cleaning opportunities:

Every day in your room you have the option to "clean". It will take you 3 hours. This may make you skip lunch.  
But you cannot skip the test by beginning your chores on Friday afternoon...

The yacht's cleanliness decays of 15% per day. When you clean, you raise the cleanliness by 25%.

As with the studies:

- If the cleanliness is less than 40, it will be very bad, and you can expect a punishment...
- If the cleanliness is between 40 and 70, it will be bad
- If the cleanliness is between 70 and 100, it will be good
- If the cleanliness is at 100, it will be flawless, and at some point you might get a reward...

### **The Girls**

Chloe and Emily follow the same rules. They have chores to do, checked by Rachel twice a week, and they pass the test with you on Friday afternoon.

Their success or failure essentially depends on you.

If you gave them a motivation speech, their success chance will be 80%. On the contrary if you discouraged them from putting too much effort at work, their success chance drops to 10%. But why would you like them to fail?

Keep in mind that if the girls receive an effective punishment, their success rate rises again and you will not be able to decrease it immediately.

As in Chapter 1, the successive punishments will push Rachel to more and more extreme solutions...But this is yours to discover.

## Chores & Punishments in Chapter 3

When coming back on the yacht from your first training with your Uncle, you'll find out that you don't have to do chores anymore. Instead you'll have to pass two tests a week, in the same conditions as before, only this time you have your own dedicated homework : your Uncle's business cases.

# CHAPTER I (1): Unexpected guest



## First Milestone: Mr. Elwell stepping in

One additional interesting thing in the Events screen is the “First Milestone” line at the top with its own collection of stars. These mark your progress throughout multiple events and once you’ve unlocked all of them you reach the milestone (MS1). Do note that reaching MS1 is not an objective unto itself and you absolutely don’t need to rush through events in order to get there faster. All it represents is a point in the story where things on the yacht change (more on that later) and new opportunities (as well as challenges) are presented to you. With that said, event points required for unlocking MS1 will be marked in the detailed event descriptions below.

## Guide:

- ★ Give Chloe her first bare bottom spanking during [Chloe’s Corruption](#).
- ★ Complete [Emily Tries Anal](#).
- ★ Win the KNEELING contest and have Rachel masturbate in front of you during [Aunt Makes Mistakes](#).
- ★ Win the kneeling contest and spank Rachel during [Aunt Makes Mistakes](#).
- ★ Pull out Emily’s buttplug in your bathroom during [Emily’s Corruption](#) (5th star).
- ★ Complete Chloe’s puppy training during [Chloe’s Training](#) (6th star).
- ★ Spank Linda under Rachel’s supervision during [Aunt Finally Finds Out](#).
- ★ Receive a handjob from Rachel during [Rachel’s helping hand](#).
- ★ Receive a blowjob from Emily DURING [Emily’s Help](#).
- ★ vUnlock Chloe’s Rectal temperature during [Is She Sick](#).
- ★ Watch Rachel use the paddle on Chloe’s bare bottom during [Payback](#) (4th star).
- ★ Watch Rachel use the paddle on Emily’s bare bottom during [Payback](#) (2nd star).
- ★ Progress in [Fulfilling Linda’s Request](#) (6th star).
- ★ Complete [Naughty Doctor](#).
- ★ Peek while Emily is watching Chloe being spanked in the interior during [Stealing Homework](#) (4th star).

Once you have unlocked all the prerequisites, talk to Susan on the bridge. Following her instructions, call your Uncle from the Infirmary. Then you will have completed MS1.

# Chapter 1 events

## **A Sacrifice I'm Willing to Make**

Prerequisites: [The More the Merrier](#)

Characters: Amy, Susan

Description: Whatever her reasons, Amy is ready to above and beyond for you...

Guide:

★ Talk to Amy when you are close to getting kicked out. Talk to Susan and ask her for a favor. Pick Amy. Talk to Amy. Go to your room at 02:00 AM.

## **Asking for It**

Prerequisites: Complete the [First Milestone](#)

Characters: Susan

Description: If you enjoy being dominated, Susan is the right woman for the job.

Guide:

- Talk to Susan and ask her if she can come to your room tonight.
- She will request a prop. Order it by calling your uncle's assistant from Linda's office.
- Once it's delivered (to your room) talk to Susan again and ask her to come to your room. Pick the hour.
- 👉 Be in your room at the hour you selected.

## **Aunt Finally Finds Out**

Prerequisites: [Linda's Exhibition Level 1](#), You must have spanked Chloe at least twice and she must have pretended to be sick at least four times.

Characters: Linda, Rachel

Description: Chloe has been abusing your tip about how to avoid chores and Linda is in trouble.

Guide:

- Once the prerequisite conditions above are met, Rachel will announce during breakfast that she knows Chloe has been faking being sick to avoid her chores.
- ★ Go to the Linda's office AND Walk in on Rachel giving her a severe scolding.
- Talk to a panicked Linda and promise to help her keep her job.
- ★ Talk to Rachel "About Linda's Job" in the interior at 20:00 when Susan is also present.
- ★ Talk to Linda to receive your reward for saving her job.
- ★ Go to Linda's office at 21:00 to find out that Rachel has caught her masturbating and needs to be punished.
- ★ Catch Linda masturbating again in her office at 21:00 and spank her.
- ★ After a spanking Linda needs some relief for her sore ass. If Rachel catches you there will be consequences...

## **Aunt Makes Mistakes**

Prerequisites: n/a

Characters: Rachel, Susan

Description: This is the first QUEST of Rachel's main story arc. By the time you have completed it, you will know a lot more about your aunt, the enigmatic captain Susan and their relationship.

Guide:

- After you have stolen Chloe's homework (See [Stealing HOMEWORK](#) for details) for the first time, talk to Susan. She will accuse you, but ultimately drop the matter for the moment.
- Talk to Susan again after the second time you've stolen Chloe's homework. A new conversation option will become

available - \*Thief?\*" - use it.

- Search Linda's office at 16:00 to find the sleeping pills.
- Talk to Susan on the bridge and ask her for help (she will refuse).
- ★ Catch Linda masturbating in her office at 21:00 and choose to blackmail her (the [Quest] option). Enjoy the scene during dinner the next day.
- ★ At 23:00 on the day of Linda's dinner show enter Rachel's room. Take a "Quick peek" AND "Make SURE".
- ★ Should unlock with the previous star if you follow the instructions.
- Talk to Susan on the Bridge and tell her that "It's done".
- During dinner Rachel will announce that she'll be spending an hour Susan and doesn't want to be disturbed.
- Go to the corridor immediately after dinner and you will hear strange noises coming from Rachel's room.
- Talk to Chloe about the noise.
- Talk to Emily about the noise.
- Talk to Linda about the noise.
- Search the bridge TWICE when Susan is not there and find the Navigation Manual and the flashlight.
- Wait a few days until you have the option to ask Susan "if she needs your skills".
- Go to the pool at midnight and spike Rachel's drink with sleeping pills.
- ★ Enter Rachel's room at 01:00 AM or 02:00 AM on the same night. Take a Quick peek, make sure and use the flashlight.
- Talk to Susan on the bridge the next day and inform her that "It's Done".

NOTE: The four steps marked in green above are the setup for the repeatable event. They will be skipped from this guide from now on but are required every time you want to spend time with Rachel & Susan at 20:00 in Rachel's Room.

- ★ As soon as dinner is over that day, go to the corridor.
- ★ Peek on Rachel & Susan when they are together in Rachel's room after dinner.
- ★ Same as previous star, you get caught.
- ★ Unlocks the first time you enter the room when they are together.
- ★ Try Cunnilingus Contest, kneeling contest and spanking at least once each.
- ★ Participate in a Cunnilingus contest.
- ★ Win a Cunnilingus contest.
- ★ Participate in a kneeling contest.
- ★ Win a kneeling contest and have Rachel masturbate in front of you. It unlocks Rachel's exhibition level 1
- ★ Win a kneeling contest and spank Rachel.

 Lose the cunnilingus contest.

 Take a spanking.

NOTE: The following three stars require completion of [MS1!](#)

- ★ Progress in [Not so safe anymore](#) (4th Star) and choose to spank Rachel in her schoolgirl uniform.
- ★ Talk to Rachel in the interior at 16:00 and ask her if something is wrong. Go to her room at 06:00 AM.
- ★ Unlocks with the previous star.

## Before Bed Relaxation

Prerequisites: Progress in [Aunt Finally Finds Out](#)

Characters: Linda

Description: Linda is roaming the deck all alone late in the evening

Guide:

- ★ Meet Linda on the terrace at 22:00 and ask her what she is doing this late.

- ★ Same as previous star.
- ★ Unlocks with the 2<sup>nd</sup> star.
- ★ Unlocks with the 2<sup>nd</sup> star.

### **Chloe Dressing Up**

Prerequisites: N/A

Characters: Chloe

Description: A little spying on a girl while she's getting dressed might be a bit creepy, but it never hurt anyone... right?

Guide:

- ★ Enter Chloe's room at 06:00 AM.
- ★ Peek on Chloe in her room at 06:00 AM.
- ★ Peek on Chloe in her room at 08:00 AM.
- ★ Peek on Chloe in her room at 08:00 AM.
- ★ Peek on Chloe in the common bathroom at 17:00.
- ★ Enter the common bathroom at 17:00.

### **Chloe, You Tease!**

Prerequisites: Give Chloe her first bare bottom spanking during [Chloe's Corruption](#).

Characters: Chloe

Description: Adorable little Chloe can be quite a tease when she wants to be.

Guide:

- ★ The event triggers when you go swimming in the pool (You'll probably have to try more than once).
- ★ Unlocks during the event.

### **Chloe's Corruption**

Prerequisites: Progress in [Chloe's New Punishment](#) until you strike a deal with her to trade spanking for sexual favors.

Characters: Chloe

Description: Now that you know Chloe's little secret, it's time to see how far you can push her.

Guide:

Once you've struck the deal with Chloe (see Prerequisites above), catch her in Emily's room at 16:00 and tell her that "She Must Be Punished", but choose to "Deal with her later". Immediately after that talk to her to trigger her first bare bottom spanking and unlock the quest (Note that her first bare spanking also unlocks Chloe's corruption and exhibition levels).

- ★ Chloe can be spanked for several reasons during the day – snooping in Emily's room at 16:00, Spying on Emily at 23:00, etc. The easiest way to do this however is to simply keep taking showers in your bathroom and wait for her to show up. Whichever option you choose (or a combination of them), you must choose to "deal with her later" twice and punish her with a bare spanking the third time.
- ★ Catch Chloe masturbating in the hot tub at 13:00.
- ★ Every time you take a shower in your room, there's a random chance that Chloe will show up.
- ★ Ask Chloe to show you her tits at 13:00 in the hot tub.
- ★ Ask Chloe to show you her tits at 21:00 in the hot tub.
- ★ Ask Chloe to show you her tits at 18:00 by the pool.

## Chloe's New Punishment

Prerequisites: Progress in [Hot Tub Pleasure](#) until Chloe gives you a handjob (5<sup>th</sup> star) AND [Is She Sick](#) (4<sup>th</sup> Star). You must have spanked Chloe at least twice.

Characters: Chloe

Description: To your delighted surprise, you realize that Chloe enjoys being spanked. That discovery opens a whole new world of opportunities with her...

### Guide:

- After you've met the above prerequisites, a new conversation option will become available when Chloe is alone – “Stop pretending, I know you like to be spanked”. You propose a new arrangement which she unfortunately rejects.
- Time for Plan B – Talk to Rachel and pick “I Don't know if I should tell you...”.
- Steal her homework from the interior at 13:00 and come back at 15:00. Enjoy.
- Talk to Chloe and ask her if she Has changed her mind. It turns out – she has. From this point on you can start trading favors with Chloe – a spanking for a sexual favor available in the new “Wanna Play?” dialogue.
- ★ Talk to Chloe. Ask her if she wants to play and trade 3 favor points for a blowjob. Cum in her mouth.
- ★ Unlocks with the previous star.
- ★ Same as the first star but cum on her tits instead.
- ★ Same as the first star but trade an additional 2 points to make her swallow.
- ★ Catch Chloe in the corridor when she's spying on Emily and ask to see her naked.
- ★ Same as the previous star but ask for more in exchange for additional favor points.
- ★ This should have unlocked with the 4<sup>th</sup> star.

**NOTE: The following two stars require completion of [MS1!](#)**

- ★ Catch Chloe being naughty and choose “Stop wearing panties” as her punishment. Go to her room at 06:00 AM.
- ★ After your first time playing with Kitten you will get the option to take Chloe's temperature (Costs 3 favor points).

## Chloe's Shower

Prerequisites: N/A

Characters: Chloe

Description: Chloe takes a shower every morning at 07:00 AM in the common bathroom.

### Guide:

- ★ Peek on Chloe in the common bathroom at 07:00 AM
- ★ Peek on Chloe in the common bathroom at 07:00 AM
- ★ Peek on Chloe in the common bathroom at 07:00 AM
- ★ Enter the common bathroom while Chloe is taking a shower at 07:00 AM
- ★ Peek on Chloe in the common bathroom at 07:00 AM

## Chloe's Training

Prerequisites: Uncover one of Chloe's personality traits during [Truth or Dare](#) (see below)

Characters: Chloe, Emily

Description: Another piece of Chloe's personality falls into place – she gets off on humiliation. Who better to help her explore that side of herself than you?

### Guide:

To unlock Chloe's humiliation trait, you need to do the following during a game of Truth or Dare:

- Dare Chloe to undress three times (until she is completely naked).
- Dare Chloe to pretend to be a dog (If you can't see the option, **SCROLL DOWN** the menu of Chloe's dares).



- Ask Chloe about her most humiliating experience
- Talk to Susan about what you've uncovered.
- ★ Talk to Chloe, ask her if she wants to play and select "Let's try something new Today".
- ★ Catch Chloe being naughty (See [Chloe's Corruption](#) for options) and punish her with corner time in her room. After that go to her room and enter without knocking.
- ★ Ask Chloe to play again and select "Pet Training".
- ★ Continue her pet training.
- ★ Continue her pet training.
- ★ Complete her pet training.

**NOTE: The following SIX stars require completion of [MS1!](#)**

*Have some small talks with Susan about Chloe's progress.*

- ★ Talk to Chloe and tell her that you want to play with your new pet. She is concerned about getting caught and asks you to find another location for your games. Search Linda's office to find her keys. Talk to Chloe and tell her to meet you in Linda's Office.
- ★ The next time you play with Kitten she will request extra props. Order them from your uncle's assistant via the phone in Linda's office. Once you have what she asked for, the star will unlock the next time you play with her.
- ★ Unlocks with the previous star.
- ★ Unlocks with the previous star.
- ★ Continue training Kitten until she agrees to wear the tail.
- ★ Continue training kitten until you are presented with an interesting choice during the event.

### **Doctor's Turn**

Prerequisites: Progress in [Linda's Help](#)

Characters: Linda

Description: Linda has been helping you a lot recently. It's time to return the favor.

Guide:

- ★ After you've asked Linda for help at least four times, she'll ask for something in return.
- ★ Ask Linda if she wants a massage (she does) and give her one.
- ★ Progress in [Aunt Finally Finds Out](#) until you unlock having sex with Linda. Offer her another massage.

### **Emily and the Mirror**

Prerequisites: N/a

Characters: Emily

Description: It's hardly a surprise that Emily is quite vain about her appearance.

Guide:

You must go to sleep at 22:00 in order to wake up at 06:00.

- ★ Peek in Emily's room at 06:00 in the morning.
- ★ KNOCK on Emily's door at 06:00 in the morning.

### **Emily Tries Anal**

Prerequisites: [Emily's Exhibition level 1](#), [Emily's Turn](#)

Characters: Emily

Description: Now that you've discovered Emily's affinity for anal play, it's time to take it to the next level.

Guide:

The event can only be triggered after day 12. Talk to Emily and ask her if she wants to have a little fun. Pick "Licking". She will proceed to tell you that she would like to try anal sex.

- ★ Meet Emily by the hot tub at midnight.
- ★ Unlocks with the previous star.
- ★ Talk to Emily and ask her if she "Wants to have a little fun" then select "Anal play". Meet her by the hot tub at midnight, but this time use "Two Fingers".
- Talk to Susan on the Bridge and ask her if she "CAN GET YOU SEX TOYS".
- Wait until Saturday, talk to Susan again and ask her if she has the buttplug.
- ★ Same as the previous star but use your newly acquired buttplug.
- ★ Unlocks with the previous star.
- ★ Unlocks with the 1st star.
- ★ Use two fingers or the buttplug one more time to fill the training meter and finally have anal sex with her.

### **Emily's Corruption**

Prerequisites: [Emily Tries Anal](#)

Characters: Emily

Description: Now that you and Emily have had anal sex together, she becomes much more open around you.

Guide:

- ★ Talk to Emily by the pool at 13:00 and ask her where she's hiding the buttplug.
- ★ Join Emily in the common bathroom at 21:00
- ★ Join Emily in the common bathroom at 08:00
- ★ Ask Emily if she wants to "HAVE A LITTLE FUN" and select "Licking".
- ★ Wait for Emily in your bathroom at 15:00.

### **Emily's Drinking Problem**

Prerequisites: n/a

Characters: Emily

Description: It seems that Emily has developed a bad habit.

Guide:

- ★ Catch Emily drinking in the interior at 17:00 several days in a row.

### **Emily's Exam**

Prerequisites: Complete the [First Milestone](#)

Characters: Emily, Linda

Description: Emily has become so comfortable with you that she doesn't mind you watching Linda giving her a gyno exam.

Guide:

- ★ Talk to Linda after completing MS1. Talk to Emily and ask why Linda is waiting for her. Go to Linda's office. enjoy.

### **Emily's Exhibition Level 1**

Prerequisites: First star in [Poolside Handjob](#).

Characters: Emily

Description:

Guide:

- ★ After Emily gives you a public handjob by the pool she will visit you at night. Enjoy.

- ★ Unlocks during the event.
- ★ Unlocks during the event.
- ★ Unlocks during the event.

### **Emily's Help**

Prerequisites: n/a

Characters: Emily

Description: Emily is willing to help with your erection problem... for a price.

#### Guide:

The quest Unlocks after your first uncontrolled erection during lunch. Talk to Emily about it and she'll offer you a deal – find a book for her and she will help you release some tension. You can find the book in Chloe's room. Take it and bring it to Emily. She will tell you to meet her in her room. Go and claim your reward. From now on, you can approach Emily at (almost) any time and ask if She's "up for something" to have some fun.

- ★ Unlocks when you claim your reward for finding the book.
- ★ Ask for a footjob at least three times and Emily will propose giving you a handjob instead.
- ★ Study with Emily on the terrace at 18:00. You can now request a blowjob from the "Up for something" dialogue.
- ★ The star will unlock as soon as you have requested a footjob, a handjob and a blowjob at least once each.
- ★ Unlocks the 3<sup>rd</sup> time you ask for a footjob.
- ★ Unlocks the 5<sup>th</sup> time you ask for a footjob.
- ★ Unlocks the 3<sup>rd</sup> time you ask for a handjob.

**Note:** The following three stars require completion of [MS!](#)

- ★ Ask Emily if she is up for something and select "Surprise me".
- ★ Go to the interior and use the "Call Emily" button.
- ★ Keep Calling Emily in the interior until you almost get caught by Rachel.

*On certain days (not a particular day of the week but depending on the days counter), you can get a special ending to Emily's blowjob)*

### **Emily's Second Toy**

Prerequisites: Complete the [First Milestone](#)

Characters: Emily

Description: A new toy for Emily

#### Guide:

- Talk to Emily, she will ask for a new toy.
- Use the phone in Linda's office to call your uncle's personal assistant to order the new toy Emily requested.
- Once it arrives (in your room), talk to Emily again and give it to her.
- ★ Enter Emily's room at 06:00 AM.
- ★ Unlocks during the event.
- ★ Unlocks during the event.

### **Emily's Shower & Bath**

Prerequisites: N/a

Characters: Emily

Description: Spy on the gorgeous redhead while she's taking a shower or a bath.

#### Guide:

- ★ Peek on Emily in the common bathroom at 21:00.
- ★ Enter the common bathroom at 21:00.
- ★ Peek on Emily in the common bathroom at 21:00.
- ★ Peek on Emily in the common bathroom AT 08:00.
- ★ Peek on Emily in the common bathroom AT 08:00.
- ★ Enter the common bathroom at 08:00.
- ★ Peek on Emily in the common bathroom AT 08:00.
- ★ Peek on Emily in the common bathroom AT 08:00.

### **Emily's Turn**

Prerequisites: Progress in Emily's Help and ask for her assistance at least four times.

Characters: Emily

Description: Emily has been very accommodating so far, perhaps it's time to return the favor?

Guide:

- ★ Ask Emily If she is "Up for something" and have fun with her at least four times and she will request something in return. The star will unlock the very first time you go down on her.
- ★ Use the newly unlocked "Want to have a little fun" dialogue option to suggest going down on her again. She will ask you to lick her asshole instead (You might need to try more than once).
- ★ Same as above, but this time she will ask you to finger her ass instead.

### **Fulfilling Linda's Request**

Prerequisites: [Emily's Exhibition level 1](#), Progress in [Linda's Help](#) until she agrees to give you a Blowjob.

Characters: Emily, Linda

Description: Linda wants to have sex with a woman, and you might just be the guy to make it happen.

Guide:

- When Linda agrees to give you a blowjob, she will make a request – try to hook her up with a woman. Emily is the obvious choice. The next time you talk to Emily alone, a new dialogue option will be available – "Can I ask you something personal?". Use it. Emily will ask you for a few days to think it over.
- Wait two days and ask her if she's made a decision.
- Talk to Linda (pick "Remember what you asked me?") and tell her the good news.
- ★ Peek on Emily and Linda in Emily's room at 01:00 AM. When given the choice to enter or leave choose enter (duh!).
- ★ Keep peeking.
- ★ Keep peeking.
- ★ Keep peeking.
- ★ Keep peeking.
- ★ Enter Emily's room at 01:00 AM AFTER you have unlocked her [Corruption Level 1](#). *Walk right in, do not peek*
- ★ Progress in [Spending Time with Emily](#) until you can have public sex with her (4th star). Talk to Linda and ask her how she is. She will mention that Emily seems happier lately and even more willing to experiment. Go to Emily's room at 01:00 AM to find out exactly what Linda meant by that.
- ★ Keep going to Emily's Room at 01:00 to unlock the remaining stars. The event is on a cycle, so don't Skip!
- ★ Same as Above
- ★ Same as Above
- ★ Same as Above
- ★ Same as Above

★ Same as Above

### **Hot Tub Pleasure**

Prerequisites: N/A

Characters: Chloe

Description: The hot tub seems like a cool place to relieve some stress.

Guide:

- ★ Use the hot tub naked.
- ★ Jerk off in the hot tub.
- ★ Same as above.
- ★ Same as above.
- ★ Same as above.
- ★ Same as above (This one and the next are on a counter, so you might need to try more than once).
- ★ Same as above.

### **Introduction to Yoga**

Prerequisites: N/A

Characters: Rachel

Description: Rachel never skips her yoga practice on the terrace at 08:00 AM. This is a great opportunity to both get closer to her and improve your stamina.

Guide:

Find Rachel on the terrace every morning at 08:00 AM and keep talking to her about yoga until she invites you to join.

Each exercise nets you 10 experience points.

- ★ Unlocks the first time you join Rachel for Yoga.
- ★ Master the Crescent pose (Req. 40 EXP)
- ★ Master the Camel pose (Req. 50 EXP)
- ★ Master the third pose (Req. 60 EXP)
- ★ Master the Wide-legged Boat pose (Req. 50 EXP)
- ★ Master the Acrobatic pose (Req. 70 EXP)
- ★ This has 50% chance to unlock while doing the Wide-legged boat pose.
- ★ This has 50% Chance to Unlock while doing the Acrobatic Pose.

### **Is She Sick?**

Prerequisites: [Naughty Doctor](#) needs to be unlocked (1st star is enough).

Characters: Chloe

Description: Chloe can become jealous of you being able to skip chores so easily.

Guide:

To start this event, you need to first unlock [Naughty Doctor](#).

★ After you have blackmailed Linda for a "Sick Pass" a few times, Chloe will become curious and ask you about it. When given the choice select "I want to see your boobs". It doesn't matter story-wise, but it's one of the very few scenes that you can miss in CMA (by choosing a handjob or a spanking).

★ The next day you'll wake up wondering if Chloe was able to fake being sick. Peek on her in her room at 08:00 to find out. (After breakfast that day you will also be able to enjoy your first close look at her perky little breasts, but only if you picked that option in your initial conversation.)

- ★ Peek on Chloe at 08:00 In her room when she is pretending to be sick AT least two more times to unlock Linda's new method (Rectal).
- ★ Peek on Chloe at 08:00 in her room when she is pretending to be sick AFTER Linda has changed her methods.
- ★ Talk to Chloe when she's pretending to be sick and tell her "Well done, but..."
- ★ Note that after you have unlocked [Chloe's New Punishment](#), she will stop pretending to be sick. In order to proceed, you'll first have to talk to Linda at 08:00 AM and tell her that "Chloe is asking for her".
- ★ Unlocks with the previous star.
- ★ Enter Chloe's room at 08:00 when she's pretending to be sick AFTER Linda has changed her methods.

### **Linda's Exhibition Level 1**

Prerequisites: Progress in [Naughty Doctor](#) (2<sup>nd</sup> star)

Characters: Linda

Description: Linda is now more confident and has picked some new outfits for herself.

#### Guide:

Progress in [Naughty Doctor](#) until you can join her when she's masturbating in her office at 21:00. Once she's comfortable enough around you for that, you can expect a night visit from her in your room. Enjoy.

### **Linda's Help**

Prerequisites: [Not in Control](#)

Characters: Linda

Description: Keeping your erections in check around so many beautiful women is really becoming a problem. Perhaps the good doctor might be able to help?

#### Guide:

The quest unlocks after you've talked to Rachel by the pool at 14:00 and had another erection. She will send you to Linda for a checkup. Go to the doctor's office and explain your problem. Talk to her again the next day and she'll explain that she'd be willing to help if she weren't afraid of Rachel's reaction. After your next erection during lunch, Rachel will send you to the doctor's office again. Talk to Linda and she'll ask for some time to think things over.

- ★ Visit her again the next day at 11:00 AM for some much-needed relief.
- ★ Unlocks the first time Linda gives you a striptease.
- ★ Keep asking for a striptease. Eventually she will praise you for keeping your deal a secret and reward you.
- ★ Keep asking for an advanced striptease until Linda changes her routine.
- ★ Keep asking for a striptease until she agrees to give you a handjob instead.
- ★ Keep asking for a handjob until you unlock blowjobs.
- ★ Keep asking for a handjob until she does something different.
- ★ Ask her for advanced striptease after you have arranged her hookup with Emily in [Fulfilling Linda's Request](#).

### **Linda's Surprise Visit**

Prerequisites: Progress in [Linda's Help](#)

Characters: Linda

Description: No matter how your little arrangement started, Linda has started to enjoy your attention.

#### Guide:

- ★ Ignore Linda for at least five days.
- ★ Unlocks during the event.
- ★ Unlocks during the event.

**Note: The FOLLOWING TWO STARS REQUIRE COMPLETION of [MS1](#)!**

- ★ Ignore Linda for a week.
- ★ Unlocks with the previous star.

### **Midnight Bath**

Prerequisites: n/a

Characters: Rachel

Description: With two children, staff and now a guest on board, Rachel hardly has time for herself. A peaceful midnight bath is exactly what the doctor ordered. You have other plans.

Guide:

You overhear a conversation between Susan and Rachel in the interior after dinner – Rachel is wondering if she should stop visiting the pool at midnight.

- ★ Check out the pool at midnight.
- ★ Stay and watch.
- ★ Keep watching.
- ★ Keep Watching UNTIL Rachel sees you.
- ★ Watch all the way through without getting caught by Rachel.

**Note: The FOLLOWING TWO STARS REQUIRE COMPLETION of [MS1!](#)**

- ★ Visit the pool at midnight. Stay and watch.
- ★ Stay until the end.

### **Naughty Doctor**

Prerequisites: n/a

Characters: Linda

Description: Linda is being naughty all alone in her office at 21:00.

Guide:

The event can't be unlocked until day 3. After that, visit her office at 21:00 to begin.

- ★ Unlocked the first time you catch Linda masturbating in her office at 21:00.
- ★ Progress in [Linda's help](#) until she has given you a handjob and catch her masturbating again. A new option - "Mind If Join?" becomes available. Use it.
- ★ Keep joining her.
- ★ Progress in [Aunt Finally Finds Out](#) (4th star). The next time you catch Linda masturbating select "Can I Help?".
- ★ Unlocks with the previous star.




### **Night Visit**


Prerequisites: n/a

Characters: Rachel

Description: if you fail your studying or cleaning chores (or make Rachel angry in any other way) you'll have to face the consequences.

Guide:

-  Talk to Rachel at 20:00 in the Interior and tell her that you are ready for your punishment.
-  This has a 33.3% chance of unlocking every time you are punished by Rachel for failing your chores.
-  Unlocks the first time Rachel spansks you with the paddle.

 Unlocks the first time Rachel gives you “corner time” as part of your punishment.

### **No Privacy**

Prerequisites: n/a

Characters: Rachel

Description: There is no privacy on the yacht. Rachel can barge in anywhere at any time...

Guide:

- ★ Jerk off in your bathroom
- ★ Use the toilet in your bathroom
- ★ Progress in [Rachel's Helping Hand](#) (2<sup>nd</sup> star). Talk to Rachel and ask her to knock. Jerk off in your bathroom.

### **Not in Control**

Prerequisites: n/a

Characters: n/a

Description: If you don't cum for a couple of days, you'll have a hard time controlling yourself.

Guide:

Being surrounded by beautiful women is not always a picnic. If you don't find release for more than a few days, uncontrolled erections are a real possibility.

- ★ Unlocks the first time you get an erection during lunch.
- ★ After you've had an erection during lunch, find Rachel by the pool at 14:00 and talk to her

### **Not So Safe Anymore**

Prerequisites: Complete the [First Milestone](#)

Characters: Chloe, Emily, Linda, Rachel, Susan

Description: Lack of privacy has always been an issue on the yacht.

Guide:

- ★ Get caught by Susan while you are spanking Chloe (see [Chloe's Corruption](#)).
- ★ Get Caught by Emily while Linda is giving you a blowjob (see [Linda's Help](#)).
- ★ Get caught by Susan while Rachel is giving you a handjob in her Teacher Outfit (see [Rachel's Helping Hand](#)).
- ★ Get caught by Susan while Rachel is giving you a handjob in her schoolgirl uniform (see [Rachel's Helping Hand](#)).
- ★ Get caught by Linda while playing with Emily's ass at midnight (see [Emily Tries Anal](#)). *Choose butt plug, repeat until Linda shows up (she's a bit shy, she might not come immediately)*

### **Payback**

Prerequisites: n/a

Characters: Chloe, Emily

Description: Get Chloe and Emily into trouble and then spy on their punishments (see [Chores & Punishment](#)).

Guide:

- ★ Peek in Emily's room at 21:00 when she is being punished.
- ★ Same as above, but after Rachel starts using the paddle.
- ★ Peek in Chloe's Room at 22:00 when she is being punished.
- ★ Same as above, but after Rachel starts using the paddle.



### **Pleasant Surprise**

Prerequisites: Progress in [Stealing Homework](#) (1<sup>st</sup> star).

Characters: Emily, Rachel

Description: Rachel is scolding Emily in your room.

Guide:

- ★ Enter your room at 15:00.
- ★ Be in your bathroom at 15:00.

### **Poolside Handjob**

Prerequisites: Progress in [Emily's Help](#) until you can ask for a handjob (2<sup>nd</sup> star) and do it at least twice.

Characters: Emily

Description: Emily has been more than willing to have fun in private. Now it's time to test her exhibitionist tendencies.

Guide:

- ★ Talk to Emily by the pool at 10:00 AM and ask her if she's "feeling naughty?".
- ★ Repeat the 1<sup>st</sup> Star.
- ★ Repeat it again.
- ★ Repeat it once more.
- ★ Repeat the 1<sup>st</sup> star AFTER you have unlocked [Emily's Exhibition Level 1](#).

### **Rachel's Helping Hand**

Prerequisites: Progress in [No Privacy](#) (2<sup>nd</sup> star).

Characters: Rachel

Description: Rachel is still concerned about your uncontrolled erections and wants to help.

Guide:

Make sure your stamina has been full for at least a day and talk to Rachel when she's alone. Pick "Linda's Treatment is not working". The next day talk to Rachel again and ask her "What did Linda Say?"

- ★ Immediately after that conversation, go to Rachel's room to receive a handjob.
- ★ Receive more help from Rachel and ask her to undress.

**NOTE: The following two stars require completion of [MS1](#)!**

- ★ Request a handjob from Rachel and pretend it's not helping. Request help again to unlock the scene.
- ★ Request another handjob and tell Rachel that it's not enough, ask for something new.

### **Rachel's Shower**

Prerequisites: N/A

Characters: Rachel

Description: Spy on Rachel while she's taking a shower.

Guide:

You need to go to bed at 22:00 in order to wake up at 06:00. Every time you choose to stay and watch, there is a

- ★ Peek on Rachel in her room at 06:00 AM.
- ★ Choose to stay when given the option (She has a 25% chance of catching you).
- ★ Get caught by Rachel.
- ★ Stay until the end without getting caught (She has a 50% chance of catching you).

## Rachel's Toy

Prerequisites: N/A

Characters: Rachel

Description: What is that buzzing sound coming from Rachel's room in the evening?

Guide:

- ★ Peek on Rachel in her room at 21:00.
- ★ Enter Rachel's ROOM at 21:00.

## Sacrifice

Prerequisites: N/A

Characters: Susan

Description: Susan might be willing to help if you are close to getting kicked out of the yacht... for a price.

Guide:

- 👤 Talk to Susan when you are close to getting kicked out and ask her for a favor. She will come to your room at 02:00 AM. Answer "Yes, Miss.", "I'm at your service, Miss." And "I'm hard as A rock miss".
  - 👤 Unlocked with the previous if you followed the instructions.
  - 👤 Unlocked with the previous if you followed the instructions.
  - 👤 Unlocked with the previous if you followed the instructions.
  - 👤 Repeat the event and don't take a shower before Susan arrives.
- The correct answers are: "Yes, Miss.", "I'm at your service, Miss." and "I'm hard as a rock Miss".*

## Second Peeping Tom

Prerequisites: N/A

Characters: Chloe

Description: Apparently you are not the only person on board with voyeuristic tendencies...

Guide:

- ★ Catch Chloe in the corridor at 23:00 peeking in Emily's room.

## Sister Rivalry

Prerequisites: [Emily's Second Toy](#)

Characters: Chloe, Emily

Description: The Rivalry between Chloe and Emily reaches an entirely new level

Guide:

- ★ Talk to Emily and tell her that you "Have a plan against Chloe". Wait a few days and talk to her "About her revenge".
- ★ Talk to Emily "About her revenge" again.
- ★ Unlocks with the previous star.
- ★ Talk to Emily "About her revenge" three times (until she says she'll handle it). Go to the interior at midnight and watch things unfold. Choose "And the spanking will be on your bare ass". You'll need to ask her three times before she agrees. Go to the hot tub at 16:00 the next day.
- ★ Unlocks with the previous star.
- ★ Repeat the previous star twice more until Chloe agrees to a bare bottom spanking.
- ★ Unlocks with the previous star (Emily peeks during Chloe's spanking).
- ★ Keep pushing Chloe to allow Emily to watch until she agrees.

## **Solar Protection**

Prerequisites: n/a

Characters: Chloe

Description: Chloe loves sunbathing by the pool AT 18:00.

### Guide:

The event has a 3-day cooldown.

- ★ Unlocks the first time Chloe asks you to help with the sunscreen.
- ★ The correct sequence is: Shoulders -> Back -> Legs -> Butt -> Butt
- ★ Unlocks with the previous star if you followed the sequence.
- ★ Help Chloe again after you have unlocked her first bare bottom spanking during [Chloe's Corruption](#).

## **Some Help for Chloe**

Prerequisites: Give Chloe her first bare bottom spanking during [Chloe's Corruption](#).

Characters: Chloe

Description: Time for some more fun with the adorable little Chloe.

### Guide:

- ★ Enter the common bathroom twice at 17:00. The second time Chloe will ask for some help. Enjoy.
- ★ Repeat the above, but this time have her lose the panties.

## **Spending Time with Emily**

Prerequisites: [The More the Merrier](#)

Characters: Emily

Description: It's time to get things with Emily back on track.

### Guide:

- You notice that Amy is spending a lot of time and effort trying to get closer to Rachel. You need to talk to her when she is alone and ask her about it. You can find Amy alone in your bathroom at 08:00, in the hot tub at 14:00, by the pool at 15:00, in the interior at 22:00, in your bathroom at 23:00 and on your bed at midnight.
- You need to talk to her four times, but She will only discuss her relationship with Rachel once per day.
- After the fourth conversation with Amy, go and talk to Emily. She will offer to reinstate your anal arrangement but has several conditions of her own.
- Talk to Rachel.
- Talk to Chloe.
- Talk to Amy.
- Talk to Linda.
- Talk to Rachel.
- Have sex with Amy or reject her at midnight in your room.
- Talk to Rachel.
- Now that the Amy situation is resolved, go talk to Emily... only to find out that she has another problem. This conversation unlocks [The Rachel Deception](#). You have to complete it before you can continue.
- Talk to Emily and tell her of your success in dealing with Rachel.
- Talk to Emily again, she is very grateful and promises you a reward.
- ★ Talk to Emily and select "Should we..." to collect your Reward. Go to sleep. Enjoy.
- ★ Unlocks during the event.
- ★ Talk to Emily and suggest that you should spend some time together in the bathroom.

- ★ Same as the previous star but leave the location up to her.
- ★ Keep spying on the girls at night. After some time, go to Linda's office and she tells you that she's been trying new stuff with Emily. Go to Emily's room at 01:00 and watch her and Linda have fun. Emily must win (you!) at rock-paper-scissors.

### **Stealing Homework**

Prerequisites: N/A

Characters: Chloe

Description: Chloe leaves her homework in the interior unattended.

Guide:

The event has a 3-day cooldown.

- ★ Steal Chloe's homework from the interior at 13:00 and then be there again at 15:00.
- ★ Unlocks with the previous star.
- ★ Keep watching until Rachel catches you.
- ★ Repeat the process after completing [Emily's Exhibition Level 1](#).
- ★ Unlocks with the previous star.
- ★ Keep watching until Rachel catches you. You must have watched the full sequence without getting caught at least once.

### **The Contest**

Prerequisites: [The More the Merrier](#)

Characters: Amy, Emily

Description: There are some questions a man should never answer.

Guide:

- ★ Go to the pool at 15:00.
- ★ Unlocks during the event.

### **The Copycat**

Prerequisites: Progress in [Spending Time with Emily](#) (Until Amy is out of your room).

Characters: Amy

Description: Amy being out of your room doesn't have to be the end of your time together.

Guide:

- ★ Find Amy by the pool at 06:00 AM.
- ★ Join her in the pool.

### **The More the Merrier**

Prerequisites: Complete the [First Milestone](#)

Characters: Amy

Description: An unexpected guest is about to arrive on the yacht.

Guide:

- After completing the first milestone, you'll be able to accept calls from your mom in Linda's office every few days.
- During the third call she will throw a bombshell at you (quite literally) – your ex, Amy, is coming to visit. Rachel will make the announcement during dinner two days later and the girls will become curious after dinner on the following day.
- Talk to Chloe, Emily, Rachel and Linda “about Amy”.
- ★ When you are ready, call your uncle to confirm Amy's arrival (It turns out you don't have a choice on the matter).

- ★ Unlocks during the Event.
- ★ Unlocks during dinner that day.

### **The Rachel Deception**

Prerequisites: Progress in [Spending time with Emily](#)

Characters: Rachel

Description: Rachel was always strict but fair... until now.

Guide:

- After Emily complains to you about an unfair spanking, you decide to talk to Rachel and find out the truth.
- After hearing Rachel out, go and talk to Emily.
- ★ Wait for Rachel to cool off a little and talk to her the next day When she's alone. Enjoy!
- ★ Unlocks during the event.

### **Truth or Dare**

Prerequisites: [Emily Tries Anal](#), Chloe's first bare bottom spanking during [Chloe's Corruption](#).

Characters: Emily, Chloe

Description: Who doesn't love a nice friendly game of "Truth or Dare"?

Guide:

In order to initiate a game, talk to both girls on the same day and ask them if they want to play a game then meet them in the interior at 02:00 AM. All stars are unlocked during the game.

- ★ Unlocks automatically during the first game.
- ★ Dare Emily to undress.
- ★ Dare Emily to kiss Chloe.
- ★ Chloe Dares Emily to sit on your lap (Random).
- ★ Chloe dares Emily to give you a lapdance (random).
- ★ Dare Emily to walk around the table on all fours (must be naked).
- ★ Dare Chloe to undress.
- ★ Dare Chloe to take a spanking from Emily.
- ★ Emily dares Chloe to sit on your lap (Random).
- ★ One of the girls dares you to undress (Random).
- ★ Chloe dares you to kiss Emily's feet (RANDOM).
- ★ Chloe Dares you to kiss Emily (random).
- ★ Chloe dares Emily to take a spanking from you (Random).
- ★ Emily dares you to kiss Chloe's feet (RANDOM).
- ★ Dare Chloe to pretend to be a dog.

### **What Is Emily Doing?**

Prerequisites: [Second Peeping Tom](#)

Characters: Emily

Description: Now that You've dealt with Chloe's spying, you can't help but wonder what she was looking at in the first place...

Guide:

- ★ Peek on Emily in her room at 23:00.
- ★ Keep watching until she catches you.

- ★ Enter Emily's room at 23:00 without knocking.
- ★ After you've unlocked the previous stars, Knock on her door at 23:00 Instead.

### **Why the Lingerie?**

Prerequisites: [The More the Merrier](#)

Characters: Amy

Description: Amy is determined to convince you that she has changed since your break up.

Guide:

- ★ Go to your room at midnight after Amy's arrival.
- ★ Unlocks automatically.

## CHAPTER I (2): The Island



Your aunt has decided that you will spend a week on a small island that they own, together with Chloe, Emily and Amy. Moreover, she has granted you authority for all disciplinary matters that could arise. A great opportunity for you to show her that her trust is well founded.

That's also the perfect occasion to spend some quality time with the girls, but each of them will want to be the "special one" that you favor during the stay. You'll need to find how to please each of them.

And you may need to assert your new authority on your sometimes rebellious folk...

You will find that one week is not enough to discover everything that the island has to offer... Luckily, once you're back on the yacht, you will be able to talk your aunt into allowing you to come back and explore the still uncharted paths.

# Chapter 1 Island events

## Ass Contest

Characters: Amy, Chloe, Emily

Description: There's nothing like watching two drop dead gorgeous girls argue about who has the better body... except maybe adding a third to the mix?

Guide:

- ★ Go to the beach BETWEEN 13:00 and 16:00 on the third or fourth day.
- ★ Unlocks during the event.
- ★ Pick Chloe.
- ★ Pick Emily and talk to her during the day to claim your reward (required for [Vanilla, please!](#) ending).
- ★ Pick Amy and return to the beach between 16:00 and 17:00 to claim your reward (Required for [Hidden Desires](#) Ending).

## Attention whore

Characters: Chloe

Description: Pets are a lot of fun to have around, but if they feel ignored, they will misbehave in order to get your attention.

Guide:

- ★ Hang around the sunbathing area in the afternoon or early evening on most days.
- ★ Repeat the event until you get the opportunity to punish the offender.

## Beach Day

Characters: Amy, Chloe, Emily

Description: So many choices, so little time.

Guide:

- ★ Triggers automatically on the fifth day between 10:00 and 12:00.
- ★ Pick Chloe (required for [They Don't know](#) ending).
- ★ Pick Emily (required for [Vanilla, Please!](#) Ending).
- ★ Pick Amy (Required for [Hidden Desires](#) ending).

## Busy Day

Characters: Amy

Description: The island air seems to be having a positive effect on Amy, take advantage!

Guide:

- ★ After the first day, go to sleep at 23:00. When Amy asks, give her a massage.
- ★ Unlocks during the massage.
- ★ Repeat until you can give Amy more than a massage (Required for [Hidden Desires](#) Ending).

## Catfight

Characters: Amy, Chloe

Description: With three young and relatively immature girls around, it was bound to happen eventually...

Guide:

- ★ Triggers automatically on Day five or six between 09:00 and 10:00. Choose to intervene.



- ★ Unlocks during the event.
- ★ Give Chloe a Cleaning Punishment. Ask Emily for Advice. Talk to Chloe and tell her it's time for her punishment. (required for [Babysitting](#) ending).
- ★ Allow Amy to Spank Chloe.

### **Curious Request**

Characters: Chloe

Description: While annoying at times, Chloe's animosity towards Amy can also be the catalyst for some very interesting situations.

#### Guide:

- ★ Meet Chloe in the dining area between 21:00 and midnight on the first day and hear her out.
- ★ Unlocks during the event.
- ★ Repeat the event on the second day and remain open to the idea.

### **Emily's faking**

Characters: Emily

Description: Emily is determined to test your determination to enforce your authority. How you handle her shenanigans is entirely up to you.

#### Guide:

- ★ Triggers Automatically when you wake up on the third day.
- ★ Call Rachel for advice.
- ★ Take her temperature anyway (Required for [Hidden Desires](#) ending).
- ★ Spank Emily (Required for [Babysitting](#) ending).

### **Key to Success: Waking up Early**

Characters: Emily

Description: The Island getaway is the perfect opportunity to spend some much-needed alone time with someone special.

#### Guide:

Required for [Vanilla, Please!](#) Ending.

- ★ Go to sleep at 22:00. Follow the white rabbit... I mean the turtle, follow the turtle.
- ★ Unlocks during the event.
- ★ Unlocks during the event.
- ★ Finish inside.
- ★ Give her a facial.
- ★ Finish on her breasts.
- ★ Finish in her mouth.

### **Game & Alcohol**

Characters: Amy, Chloe, Emily

Description: And they say alcohol leads to bad decisions... they have obviously never spent time alone with those three.

#### Guide:

This event is only available on days five and six. Ask all three girls if they want to play a game during the day and meet them in the living room at 21:00.

- ★ Compliment their pussies twice during the game.

- ★ Compliment their asses twice.
- ★ Mix and Match your compliments.

### **Permanent Marker**

Characters: Amy, Chloe, Emily

Description: As pranks go, this one was pretty mean by anyone's standards. But who pays the tab?

#### Guide:

- ★ Triggers between 12:00 and 16:00 on the sixth or seventh day.
- ★ Unlocks automatically
- ★ Search all three rooms and question all three girls.
- ★ Punish Emily.
- ★ Allow Chloe to spank Emily once (Required for [They Don't Know](#) ending, but locks you out of [Babysitting](#) ending).
- ★ Unlocks during the punishment.

### **USB Drive**

Characters: Amy, Chloe, Emily

Description: Curious little Chloe made an interesting discovery.

#### Guide:

- ★ Meet Chloe in the living room During the First three days on the island between 21:00 and 23:00.
- ★ Watch Spanking (required for [They Don't Know](#) ending).
- ★ Watch ANAL (required for [Vanilla, Please!](#) Ending).
- ★ Watch Bondage (required for [Hidden Desires](#) ending).

### **Walk on the beach**

Characters: Chloe

Description: What is your cute, little pet up to now?

#### Guide:

- ★ Find Chloe in the sunbathing Area at 14:00. Ask her to help you relieve some tension.
- ★ Repeat, but this time take her for a walk and let her do her thing.
- ★ Unlocks with the previous star if you don't stop Chloe.

# Chapter 1 Island endings

All paths are mutually exclusive (i.e. you cannot complete two endings during one visit to the island). In order to unlock a particular ending, meet all of its requirements below and a scene will trigger at 14:00 on your last day. Note that you can return to the island at any time and explore all the different choices and paths.

## **Babysitting (Rachel's Path)**

Characters: Amy, Chloe, Emily

Description: To achieve this ending you need to be strict but fair. Channel your inner Rachel.

Guide:

- ★ Spank Emily during [Emily's Faking](#).
- ★ Spank Amy during [Catfight](#).
- ★ Give Chloe a cleaning punishment during [Catfight](#).
- ★ Punish Emily and send Chloe away during [Permanent Marker](#).

## **Hidden Desires (Amy's Path)**

Characters: Amy

Description: Regardless of your suspicions about her, Amy is still your girlfriend. Treat her as such.

Guide:

- ★ Pick Amy during [Beach Day](#).
- ★ Take Emily's rectal temperature during [Emily's Faking](#).
- ★ Pick Amy and claim your reward on the beach during [Ass Contest](#).
- ★ Complete [Busy Day](#).
- ★ Watch bondage during [USB Drive](#).

## **They Don't Know (Chloe's Path)**

Characters: Chloe

Description: Chloe is so adorable that you can hardly refuse her anything she asks for.

Guide:

- ★ Complete [Curious Request](#).
- ★ Take her for a walk during [Walk on the beach](#).
- ★ Allow her to spank Emily once during [Permanent Marker](#).
- ★ Pick Chloe during [Beach Day](#).
- ★ Watch Spanking during [USB Drive](#).

## **Vanilla, Please. (Emily's Path)**

Characters: Emily

Description: A romantic Island getaway with the sexy redhead? Yes, please! Treat her right and don't screw up!

Guide:

- ★ Watch Anal during [USB Drive](#).
- ★ Have Anal sex with Emily on the beach during [Key to success: Waking up Early](#).
- ★ Pick Emily during [Beach Day](#).
- ★ Pick Emily and claim your reward during [Ass Contest](#).
- ★ Don't punish or humiliate Emily during [Emily's Faking](#).

## CHAPTER II: The Disciplinarian



Back on the yacht after your trip to the Island, you are faced with the challenge of gaining a permanent authority on all punishment matters, while your relationships with all the girls on board evolve at an increased speed. The task might not be as easy as one could imagine, especially when some have their own personal agenda...

# Chapter 2 events

## **Acing It #1**

Prerequisites: [Make It Clean #1](#)

Characters: Rachel

Description: Rachel promised you a reward if you keep doing your chores perfectly.

Guide:

- ★ Make sure your cleaning chores are at 100% on inspection day. Pick the first reward when Rachel offers.
- ★ Unlocks During the event.
- ★ Pick the second reward.
- ★ Unlocks during the event.
- ★ Unlocks during the second reward scene if you pick the correct choice.

## **Am I Sick? #1**

Prerequisites: n/a

Characters: Linda

Description: They call them classics for a reason.

Guide:

- Ask Chloe if she's feeling well.
- Talk to Linda about Chloe's health.
- ★ Choose to fake being sick when you get the option in the morning.
- ★ Unlocks During the event.
- ★ Unlocks during the event.

## **Am I Sick? #2**

Prerequisites: [Am I sick #1](#), [Power Play #1](#)

Characters: Rachel

Description: Linda is not the only one with a cure to morning wood....

Guide:

- ★ Ask Rachel to stay when pretending to be sick in the morning.
- ★ Try again, and this time Rachel will finish the job.

## **Ascension #1**

Prerequisites: [True Nature #1](#)

Characters: Chloe, Emily

Description: Rachel has decided to pass punishment authority yet again.

Guide:

- ★ Wait for Rachel's announcement during dinner.
- Listen carefully over lunch the next day.
- Listen Carefully over dinner the next day.
- ★ Talk to Rachel about authority.
- ★ Talk to Emily and ask what's bothering her.

- ★ Wait for Emily to approach you and hear her out.
- ★ Talk to Emily again and administer the proper punishment.

NOTE: From this point on, the girls' punishments are in your hands. Every time they fail their tests or chores, you will have the option to administer a punishment.

- ★ Find Emily drinking on the terrace in the afternoon.
- ★ Warn Emily about her drinking.
- ★ Catch Emily drinking more than once and act accordingly.
- ★ Ground Chloe when she has deserved a punishment.
- ★ Visit Chloe's Room an hour after grounding her.

## **Ascension #2**

Prerequisites: [Ascension #1](#)

Characters: Chloe, Emily

Description: Keep maintaining order and discipline... by any means necessary.

Guide:

- ★ Keep using the alternative "punishment" for Emily until a new option becomes available.
- ★ Take Emily up on her offer for a new alternative punishment.
- ★ Talk to Emily about her punishment.
- ★ Administer the new alternative punishment again and push a little further.
- ★ Choose a different punishment for Chloe and check on her in the common bathroom.

## **Ascension #3**

Prerequisites: [Consequence #1](#), [Power Play #1](#)

Characters: Rachel

Description: "One rule to punish them all"

Guide:

- ★ Wait for Emily to talk about something during dinner.
- ★ The girls can't let go of the idea.
- ★ Emily talk about it again.
- ★ Talk to Rachel about what Emily said.
- ★ Listen to Rachel announcement during dinner.
- ★ Go in your room and think about what to do.
- ★ Call Uncle to see what he has to say.
- ★ Catch Rachel masturbating in public.
- ★ Listen to the message Uncle left (random every day).
- ★ You know what to do, take her over your knee.

## **Back to school #1**

Prerequisites: [Extra Naughty #1](#)

Characters: Chloe

Description: The Island trip was a nice break from studying & chores, but like all good things, it has also come to an end.

Guide:

- ★ Talk to Rachel about public punishments.
- ★ Talk to Chloe about public punishments.

- ★ Wait for Rachel to announce Chloe's punishment over dinner.
- ★ Talk to Chloe.
- ★ Wait for another development during dinner.
- ★ Talk to Chloe about Emily.
- ★ Talk to Linda about Emily.
- ★ Talk to Rachel about the punishment system.
- ★ Talk to Emily about getting what she wanted.
- ★ Wait for Rachel to explain the new cleaning chores during dinner (After the first test).

### **Back to work #1**

Prerequisites : [True Nature #1](#)

Characters: Chloe, Emily, Amy

Description: Nothing like an uniform to put you in the right state of mind.

Guide:

- ★ Order new school uniform. (Amy's obedience 2+).
- ★ Talk to Amy about it.
- ★ Wait for Rachel to announce Chloe's punishment over dinner.
- ★ Wait for the next test after the dinner announcement.


### **Consequence #1**

Prerequisites: [Ascension #1](#)

Characters: Susan

Description: Punishing the girls is fun, but Rachel wants to see improvement in their behavior...

Guide:

- ★ Either Emily or Chloe fails her chores three times in a row.
- ★ Talk to Susan and ask if it was her idea.
- ★ Wait for Rachel's announcement during lunch the next day.
- ★ Confront Susan.
- ★ Wait for Rachel's Announcement during lunch the next day.
- ★ Either Emily or Chloe fails her chores three times in a row.
-  Talk to Susan and face the music. *If you happened to have punished Emily in your room and forgot her handcuffed on your bed, she might join Susan.*

### **Consequence #2**


Prerequisites: [Consequence #1](#), [Power Play #1](#)

Characters: Susan

Description: Susan gets back to her favorite implement

Note : This event can be totally skipped from the progression menu for Femdom off players, or if your MC handles the girls in a way that he never deserves to go see Susan

Guide:

-  Susan's spanking has a new option and the cuni can be extended.
- ★ It's femdom off friendly, the event is considered completed when talking to Susan.

## **Danger Zone #1**

Prerequisites: [True Nature #1](#)

Characters: Linda

Description: Linda might need a reminder on proper behavior.

Guide:

- ★ Talk to Linda about discipline.
- ★ Catch Linda & Emily being naughty by the pool.
- ★ Catch them again and act accordingly.

## **Dare or Dare #1**

Prerequisites: [Extra Naughty #1](#), Spank Chloe in Susan's room during [She Does Deserve it #1](#).

Characters: Amy, Chloe

Description: Chloe, Amy, alcohol and a horny guy... what could possibly go wrong?

Guide:

- Talk to Chloe and propose a game.
- Talk to Amy about the game.
- Talk to Emily about the game.
- Talk to Chloe and inform her of the others' answers.
- ★ Chloe will wake you up the next time you go to sleep.
- ★ Unlocks During the Event.
- ★ Unlocks During the Event.
- ★ Unlocks During the Event.
- ★ Unlocks During the Event.
- ★ Unlocks During the Event.
- ★ Unlocks During the Event.

## **Demoted to Lookout #1**

Prerequisites: [The Deal#3](#)

Characters: Rachel, Susan

Description: Susan & Rachel seem to be enjoying themselves by the pool. Perhaps they wouldn't mind some company?

Guide:

- ★ Find Rachel & Susan at 15:00 by the pool and ask them if Susan is naked.
- ★ Offer your services.
- ★ Repeat the Event.
- ★ Repeat the Event and push for more.
- ★ Repeat the event and keep pushing for more.

## **Enough Is Enough #1**

Prerequisites: [For Real#1](#)

Characters: Linda

Description: Linda has been acting out recently, it's time to set her straight.

Guide:

- ★ Go to the terrace late at night (00.00-03.00).
- ★ Catch her again and give her a warning.



- ★ Talk to Linda in her office.
- ★ Check up on her again and enforce your warning.
- ★ Check up on Linda again at least six days after her last punishment.
- ★ Choose a moderate punishment.

### **Enough Is Enough #2**

Prerequisites: [Enough is Enough #1](#)

Characters: Linda

Description: Linda seems to have an interesting response to lighter punishments.

Guide:

- ★ Go to the terrace late at night (00.00-03.00) and give Linda a moderate punishment.
- ★ Check on Linda late at night (00.00-03.00) again within the next five days.

### **Extra Naughty #1**

Prerequisites: [Babysitting](#) Ending on the Island (Rachel's Path).

Characters: Emily

Description: Emily's feud with Amy inevitably ends badly. But was it a coincidence or did Amy have a hand in it?

Guide:

- ★ During Dinner Emily will get into an argument with Rachel over Amy.
- ★ Talk to Rachel "About the food...", she will have a different topic in mind.
- ★ Talk to her again, she looks concerned.
- ★ A few days later you will witness another argument between Amy & Emily in the corridor.
- ★ Talk to Rachel when she is alone.
- ★ Wait until the next morning and choose whether to watch or not.

### **Extra Naughty #2**

Prerequisites: [Make it Clean #1](#), Punishment level 4/6 (bare public spanking)

Characters: Chloe

Description: Without your help Chloe fails her chores and gets a harsh treatment.

Guide:

- ★ Don't encourage Chloe during the week until she fails all her chores. Go to the interior on Sunday at 08:00 AM.

### **Fitness #1**

Prerequisites: [True Nature #1](#)

Characters: Emily

Description: Make sure that Emily is keeping that gorgeous body of hers in good shape.

Guide:

- ★ Talk to Emily and have her share her idea.
- ★ Call Charlotte and order Emily's new training outfit.
- ★ Wait for the outfit to arrive.
- ★ Talk to Emily and begin her training.
- ★ Conduct another training session with Emily.

## **Fitness #2**

Prerequisites: [Fitness #1](#), [Power Play #1](#)

Characters: Emily, Linda

Description: The training goes on, and attracts a follower

Guide:

- ★ Go see Emily to start a workout.
- ★ A surprise is happening every third workouts.

## **For Real? #1**

Prerequisites: N/a

Characters: Amy, Linda

Description: You always knew Linda liked to keep her options open, but her next conquest is quite shocking.

Guide:

- ★ Catch Linda and Amy in the hot tub together late at night (00.00-03.00) and try to talk to Linda about it.
- ★ Catch them in the hot tub again.
- ★ Talk to Linda about it the next day.
- ★ Talk to her again and warn her about Amy.
- ★ Wait for Linda to approach you several days later.
- ★ Go to the bathroom in the next few hours.
- ★ Talk to Linda to repeat the event.
- ★ Go to the bathroom in the next few hours.

## **Good to Go #1**

Prerequisites: N/a

Characters: Emily

Description: Emily seems to be wearing her buttplug a lot lately. Is it possible that she misses the real thing?

Guide:

- ★ (A) Talk to Emily by the pool when you see her wearing her buttplug and ask if she's up for some action.
- OR
- ★ (B) Talk to Emily during the day after Completing [Ascension #1](#).
  - ★ She will come to your room after lunch the next day.
  - ★ Finish Inside.
  - ★ Repeat the event and Finish in her mouth.

## **In Need of Attention #1**

Prerequisites: [The Deal #2](#)

Characters: Chloe, Emily, Rachel

Description: The Women on the yacht are becoming more and more dependent on you for release...

Guide:

- ★ Ignore Chloe for a day and visit her room at midnight.
- ★ Ignore Emily for a day and visit her room at midnight.
- ★ Ignore Rachel for a day and visit her room at midnight (Requires [The Deal #2](#) to be completed).

## **In Need of Attention #2**

Prerequisites: [In need of attention #1](#), [Power Play #1](#)

Characters: Emily, Linda

Description: It's a case of the biter bit

Note : you need to ignore Emily during the day

Guide:

★ A new opportunity will present itself if you join Emily and Linda at midnight.

## **In plain sight #1**

Prerequisites: [Power Play #1](#), [Fitness #2](#)

Characters: Emily

Description: Emily is always willing to have a good time, especially in the open

Guide:

★ During the day (09.00 to 18.00) ask Emily if she want a special massage.

★ Blowjob (On her knees).

★ Cunnilingus (On your knees).

★ Anal (Sitting).

## **Inappropriate Chloe #1**

Prerequisites: [Make It Clean #1](#)

Characters: Chloe

Description: Chloe ends up over Rachel's knee yet again, but what was she doing?

Guide:

➤ Talk to Rachel about punishments.

★ Go to the corridor at 21:00 to overhear familiar noises coming from Chloe's room. Check It Out.

★ Unlocks during the event.

★ Unlocks during the event.

★ Unlocks during the event.

## **Inappropriate Chloe #2**

Prerequisites: [Inappropriate Chloe #1](#)

Characters: Chloe

Description: Chloe has ended up over Rachel's knee yet again.

Guide:

★ Go to the corridor at 21:00 to overhear familiar noises coming from Chloe's room. Check It Out.

★ Unlocks during the event.

★ Unlocks during the event.

## **It Took a While #1**

Prerequisites: [The Deal#1](#)

Characters: Rachel

Description: You've been dreaming of joining Rachel in the hot tub for ages. Maybe your luck is about to change...

Guide:

★ Talk to Rachel in the hot tub at 14:00 And ask to join her.

- ★ Unlocks during the event.
- ★ Join Rachel in the Hot Tub again.
- ★ Grant Rachel's Request.
- ★ Grant her request but Ask for something in return.
- ★ Talk to Rachel after the events in the Hot Tub.

### **Keep Her on a Short Leash #1**

Prerequisites: [True Nature #1](#)

Characters: Chloe

Description: Things have been so hectic since the Island that you have been neglecting an important aspect of Chloe's training. It's time to rectify the situation.

Guide:

- ★ Susan looks like she has something to share. Talk to her.
- ★ Call Charlotte and order the required props.
- ★ Wait for Susan to approach you and tell you that the package has arrived.
- ★ Once Emily has earned a punishment, send her to your room. Immediately after that talk to Rachel and tell her that Susan is looking for her. Find Chloe and tell her to follow you.
- ★ Let Chloe do it.
- ★ Do it for her.
- ★ Repeat the event and push for more.

### **Keep Her on a Short Leash #2**

Prerequisites: [Keep her on a short leash #1](#), [Power Play #1](#)

Characters: Chloe, Amy

Description: Your favorite pet only answers to her "Master".

Note : as for [Keep her on a short leash #1](#), you need to have Emily earned a punishment, sent her to your room, immediately after that have talked to Rachel and told her that Susan is looking for her, and found Chloe and told her to follow you.

Guide:

- ★ Setup another walk for Chloe.

### **Make It Clean #1**

Prerequisites: [Back to School](#)

Characters: Chloe, Amy, Linda, Rachel and Susan

Description: Rachel has given Emily the punishment authority. How does everybody react about it?.

Guide: Triggers automatically during dinner after [Back to School](#) is complete.

*This event is not "trackable" and doesn't appear on the progression menu. It starts after Emily has been given authority to handle the punishments.*

*You must have a talk about it with Chloe, Amy, Linda, Rachel and Susan.*

## Midnight Bath #2

Prerequisites: n/a - [In Need of Attention #1](#)

Characters: Rachel, Susan

Description: Rachel is back to enjoying her midnight dip in the pool. Perhaps she'll enjoy some company?

Guide:

- ★ Find Rachel in the pool at midnight.
- ★ Find her again and listen to her request.
- ★ Talk to Susan and the girls
- ★ Call Charlotte from the phone in your room and order the items Rachel requested.

To progress further in the event you need to complete first [In Need of Attention#1](#) 's last star (Rachel's)

- ★ Join Rachel again and pick the first option.
- ★ Unlocks During the Event.
- ★ Join Rachel again and pick the Second option.
- 👤 Join Rachel again and pick the Third option.

## New Life #1

Prerequisites: [True Nature #1](#)

Characters: Amy

Description: It's Time to begin Amy's training.

Guide:

- ★ When you are ready to supervise Amy, talk to Rachel about the situation. Then talk to Amy about it.
  - ★ Keep talking to Amy until you explain what is expected of her
- From this point on, it becomes a repeatable event. If Amy complies with your demand to wait for you at 08.00 in the Corridor. You can assign her a task for the day. If she doesn't show, look for her in Linda's office and administer a punishment for her disobedience. AT 18:00 she will report to you for "judgment" in the Corridor. After her performance is settled, you will have to act accordingly by punishing Amy, rewarding her or doing nothing.
- ★ Unlock the maid uniform (you need Amy's obedience level 2+).
  - ★ Watch Amy clean Emily's toys in the bathroom.

## New Life #2

Prerequisites: [True Nature #1](#)

Characters: Amy

Description: Time to continue Amy's training.

Guide:

- ★ Make her wear only the Apron (Amy's lv3+).
- ★ Strip her naked as a punishment, she has to be wearing the apron only outfit to do it. (Amy's lv3+).
- ★ Give her a day off. (Amy's lv2+).
- ★ Punisher her with: Spanking. (Amy's lv3+).
- ★ Punisher her with: Corner Time. (Amy's lv3+).
- ★ When she's cleaning Emily toy. Depends of her obedience. (Amy's lv3+).
- ★ After previous star, during the same scene, depending on Amy's obedience.
- ★ Find her using the pool or hot tub without permission..
- ★ Amy's morning surprise. (Hidden Event).

### **New Life #3**

Prerequisites: [Power Play #1](#)

Characters: Amy, Chloe

Description: Amy's training levels up, with a special guest.

#### Guide:

- ★ Find Chloe abusing Amy (*it usually happens in the Corridor in the afternoon*).
- ★ Alternative version of toy cleaning. (Amy's obedience 3+) (*remember to have Amy naked first*).
- ★ During day off, make sure none is bothering Amy and check your room at the end of the day. (Amy's obedience 4+). (*Give Amy a day off, check on her during the day and be in your room around 17.00-18.00*)
- ★ Repeat previous star and invite Chloe.
- ★ Punish Amy when Chloe has a pending punishment. (Amy's obedience 4+). *Do nothing with Chloe. When Amy needs to be punished choose level 4 punishment, there will be a new option that includes Chloe.*

### **Power Play #1**

Prerequisites: [Sweet Dreams #1](#) unlocked

Characters: Rachel, Susan

Description: Our Go players continue their struggle beyond the game board.

#### Guide:

- ★ While you're having sex with the naughty schoolgirl, accept her request.
- ★ Show to Susan what you have done.
- ★ Susan is not done with you, you'll hear about her soon.
- ★ You won't let yourself get intimidated, spank the schoolgirl again and show your work to Susan.
- ★ What will Susan say this time? Wait and see... .
- ★ Do the usual with the naughty schoolgirl and defy Susan.
- ★ Check on them and do a big announcement.

### **Rachel's Helping Hand #2**

Prerequisites: N/a

Characters: Rachel

Description: Let's see if Rachel is still willing to play even without the uncontrolled erections excuse.

#### Guide:

- ★ Talk to Rachel about helping you again how she used to.
- ★ Ask Rachel for help from a naughty schoolgirl.
- ★ Ask Rachel for help from the slutty teacher.
- ★ During the scene ask her to go faster.
- ★ During the scene ask her to take off her top.
- ★ During the scene ask her to get naked.

### **She Does deserve it #1**

Prerequisites: N/A

Characters: Chloe

Description: It's time to take your games with Chloe to the next level.

#### Guide:

- ★ Talk to Chloe and inquire if there's anything new.

- ★ Wait for Chloe to approach you with a new proposal.
- ★ Unlocks during the event.
- ★ Talk to Chloe about Rachel coming into the room.
- Talk to Susan and ask for her help with your problem.
- ★ Talk to Chloe and tell her that you have a solution.
- ★ Unlocks during the event.
- ★ Unlocks during the event.
- ★ Wait for Chloe to approach you and take her to Susan's Room again.
- ★ Same as previous star.
- ★ Same as previous Star.

### **She Does deserve it #2**

Prerequisites: [She Does Deserve It #1](#)

Characters: Chloe

Description: It's time to take your games with Chloe to the next level.

Guide:

- ★ Try something new with Chloe in Susan's room.

### **She Does deserve it #3**

Prerequisites: [She Does Deserve It #2](#)

Characters: Chloe

Description: Chloe seems to enjoy playing with the box in Susan's room.

Guide:

- ★ Wait for Chloe to approach you. take her to Susan's room and play with the box.
- ★ Unlocks During the Event.
- ★ Talk to Chloe about what happened.
- ★ Discuss doing it again and make sure she is prepared.
- ★ Have some more fun with Chloe.

### **She was Right #1**

Prerequisites: N/A

Characters: Linda

Description: It's time to see if Emily's kinks have rubbed off on Linda.

Guide:

- ★ Talk to Linda.
- ★ Talk to Linda Again in a day or two.
- ★ Talk to Rachel about Linda.
- ★ Wait for Linda to approach you a few days later.
- ★ Wait another few days and Linda will approach you again first thing in the morning.
- ★ Successfully pull her hair (Random chance).
- ★ Finish Inside.
- ★ Finish on her back

- ★ Finish in her mouth

### **Sun Tzu #1**

Prerequisites: [The Deal#1](#)

Characters: Susan

Description: You just love playing with fire, don't you?

Guide:

- ★ Use the phone in your room to call your uncle's assistant and thank her for her efforts
- ★ Talk to Susan about "Art of War".
- ★ Talk to her again on the following day and take her bet.
- ★ Unlocks with the previous star.
- ★ Unlocks with the previous star.
- ★ Talk to Susan and collect your prize.

### **Sun Tzu #2**

Prerequisites: [Sun Tzu #1](#)

Characters: Rachel, Susan

Description: You beat her once, can you do it again?

Guide:

- ★ Talk to Susan about your last win at "Go" and arrange for another game with new stakes. The strategy you select will be the deciding factor for the outcome of the game. To win choose "Aggressive Opening" -> "Aggressive Mid Game" -> "Balanced Late Game" (there are other paths to the win, feel free to explore). Catch Rachel masturbating by the pool at night.
- ★ Unlocks during the event.
- ★ Unlocks during the event.
- ★ Unlocks during your second game with Susan.
- ★ Win a game against Susan.
- 👠 Lose A game against Susan (Pick "Balanced Opening"). Accept Rachel's request for release the next time she comes to you and take her to Susan.
- ★ Catch Rachel being naughty by the pool at night and ask her what she is doing.
- ★ Make her use two fingers during the event.
- ★ Make her lick her fingers during the event.

### **Sun Tzu #3**

Prerequisites: [Sun Tzu #2](#), [True Nature #1](#)

Characters: Rachel, Susan

Description: New bet, higher stakes?

Guide:

- ★ Talk to Susan about your last Loss at "Go".
- ★ Talk to Susan again and propose a new bet.
- ★ Play a game of "Go" with Susan.
- ★ Go to Rachel's Room at 22:00 when she is not there and choose "Sleep" to collect your prize.
- ★ Repeat the previous Star.



## **Sunrise #1**

Prerequisites: [True Nature #1](#)

Characters: Linda

Description: You suddenly feel nostalgic with memories of you and Emily on the Island.

Guide:

- ★ Talk to Emily in the morning when she is alone and reminisce about the Island.
- ★ Wait until the following day.

## **Sweet Dreams #1**

Prerequisites: [Sun Tzu #3](#)

Characters: Rachel

Description: Time to meet again the naughty schoolgirl and the slutty teacher.

Guide:

- ★ Sleep with Rachel tonight and have sex with her (no uniform).
- ★ Sleep with Rachel and make her wear the teacher uniform.
- ★ Sleep with Rachel and make her wear the schoolgirl uniform.

## **The Deal #1**

Prerequisites: n/a

Characters: Rachel

Description: Susan is about to serve you Rachel on a silver platter, but there's a catch...

Guide:

- ★ Talk to Susan when she is alone and ask her if she has anything new for you.
- ★ Talk to Rachel and ask her if she has talked to Susan yet.
- Talk to Susan about Rachel.
- Talk to Rachel about Susan's Deal.
- Talk to Rachel about Susan's deal again.
- Talk to Susan about Rachel.
- Talk to Susan about Rachel again.
- ★ Talk to Susan about Rachel yet again.
- ★ Catch Rachel masturbating by the pool at 01:00 AM and ask her what she is doing.
- ★ Repeat the previous star.
- ★ Wait for Rachel to approach you a few days later.

## **The Deal #2**

Prerequisites: [The Deal #1](#) (NOTE: Not available during [True Nature #1!](#))

Characters: Rachel

Description: You keep giving Rachel what she wants. Perhaps it's time for a different approach?

Guide:

- ★ Deny Rachel's request for release twice (in the hot tub or when she comes to you) and go to your room at 15:00 on Thursday.
- ★ Unlocks during the event.
- ★ Unlocks during the event.

### The Deal #3

Prerequisites: [The Deal #2](#), [True Nature #1](#)

Characters: Rachel

Description: Rachel is getting desperate for attention.

#### Guide:

You need to deny Rachel at least 3 times in a row

- ★ Wait for Chloe or Emily to approach you with a message from Rachel.
- ★ Unlocks during the event.
- ★ Unlocks during the event.

### Three Envelopes #1

Prerequisites: [Good to Go #1](#)

Characters: Emily

Description: Emily can be such a goof sometimes, but you'll quickly learn to love that side of her.

#### Guide:

- ★ Go to Emily's room when she is reading (RANDOM in the afternoon) and ask her about the book she is reading.
- ★ Unlocks with the previous star.
- ★ Find Emily in the corridor doing chores at 14:00 and provide her with a distraction.
- ★ Wait Until you receive her 2<sup>nd</sup> riddle (automatic).
- ★ Go to Rachel's room at 09:00 AM (except Sundays).
- ★ Wait Until you receive her 3<sup>rd</sup> riddle (automatic).
- ★ Go to the pool at 01:00 AM when no one else is around.

### True Nature #1

Prerequisites: [Dare or Dare #1](#), [For Real #1](#), [Extra Naughty #2](#)

Characters: Amy

Description: Despite Amy's claims that she's on the yacht to try and repair your relationship, you know better. It's time to find out what exactly your ex is up to.

#### Guide:

- ★ You start wondering about Amy's studying habits (Automatic, after completing the prerequisites above).
  - ★ Talk to Rachel about Amy.
  - ★ Use the phone in your room to call home and ask for Amy's mother's number.
  - ★ Call home again the next day for an update.
  - ★ Wait for Rachel's announcement at dinner.
  - Amy will approach you to discuss Rachel's announcement.
  - ★ Amy will confront you about your interference and pose an ultimatum.
  - ★ Amy will approach you again and demand you make a decision (the choice doesn't matter).
  - ★ During the following dinner, Rachel will confront Amy about the nature of your relationship (Pick any choice).
  - Emily will approach you after dinner to discuss Amy.
  - During lunch the next day she will ask Rachel to extend her punishment privileges.
  - Later that day Emily will approach you again and request your assistance with Rachel.
- Warning: After the conversation with Emily, you have exactly nine days to complete the quest or it's Game Over! During that time, it's essential to keep up with your studying in addition to the steps below!**
- Talk to Linda and request another threesome with her and Amy.

- Immediately after that Talk to Rachel and complain about a leak in the bathroom.
- Go to the bathroom immediately after your conversation with Rachel.
- ★ Talk to Rachel when she is alone and convince her to grant Emily's request.
- During lunch, Rachel will clarify the studying system to Amy.
- ★ If you did everything properly, Amy will fail her test and get punished at dinner.
- ★ The following day, during dinner, Rachel will confront Amy again and give her an ultimatum of her own.
- ★ Go to Rachel's room the next morning before 10:00 AM.
- Go to Rachel's room the next morning before 10:00 AM (2<sup>nd</sup> time).
- Go to Rachel's room the next morning before 10:00 AM (3<sup>rd</sup> TIME).
- ★ Go to Rachel's room the next morning before 10:00 AM (4<sup>th</sup> TIME).
- During dinner that day, Amy will make an announcement.
- ★ The following day Rachel will approach you with a request.
- Go to the corridor at 01:00 AM.
- Search Four different areas of the yacht until you get a clue.
- ★ Search the corridor (the location of the phone is random).
- ★ Talk to Linda about Amy.

### **Unsupervised #1**

Prerequisites: [She Does Deserve It #3](#)

Characters: Chloe

Description: True to her nature, Chloe is eager to experiment more and more.

Guide:

- ★ Have some fun with Chloe and try a new position.

### **Unsupervised #2**

Prerequisites: [Unsupervised #1](#)

Characters: Chloe

Description: There are so many things in Susan's room.

Guide:

- ★ A new choice is possible, try it out (*under the bondage option*).

## CHAPTER III (I): THE ORDEAL



### **To finally meet Mr. Elwell ...**

Your uncle, who you hadn't seen for a long time, comes on board to take you away with him. He wants to see if you're worthy of joining him to run the family business. So you'll begin to alternate stressful situations in his office and more relaxing ones when you're back on the yacht. Well, at least it's supposed to be that way...

This chapter introduces some branching possibilities when in your uncle's office. Your choices may have an impact on future relationships and you might not be able to "see" everything as you used to be. So choose your answers carefully...

And you'll get to know some interesting people, among them the famed Charlotte, your uncle's assistant that you only knew by phone. Until now.

*Important note : you can now use rollback during gameplay*

# New Characters




**Mr Elwell** is your uncle from your mother's side. He is determined, focused, unforgiving, willing to both learn you the ropes of his business and let you play with his wife. What better Uncle could you hope for?



**Charlotte** is Mr Elwell's very unconventional but devoted assistant. Kinky looks, boldness and smart brains can fool any guy. It's up to you to show her that you're not just any guy.



**Karl** is one of your uncle's "business relations". Looks like the local bully, but none have made this far without a real talent. Will you be a match?



**Sophie** is one of your uncle's "business relations". Holding her position at a relatively young age pushes her to overlay her uptight side. You'll have to find a way to soften her a little.

# Characters' idles

Most of the events of chapter 2 are available in Chapter 3. To bring back sweet memories, you'll have to replay them all.

## Emily

**Cuni on the terrace** : repeat the event [In plain sight](#) and choose the appropriate action

**Blowjob on the terrace** : repeat the event [In plain sight](#) and choose the appropriate action

**Anal on the terrace** : repeat the event [In plain sight](#) and choose the appropriate action

**Morning anal** : repeat the event [Sunrise](#)

**Sex near the pool** : repeat the event [Three envelopes](#) and pick the third riddle

**Blowjob in the corridor** : repeat the event [Three envelopes](#) and pick the first riddle

**Anal in Rachel's room** : repeat the event [Three envelopes](#) and pick the second riddle

**Sex in her room** : repeat the event [Fitness #1](#)

**Cuni in her room** : repeat the event [Fitness #1](#)

**Wearing her plug on the terrace** : check her for rule violation and catch her wearing her butt plug

**Double blowjob** : repeat the event [Fitness #2](#)

**Spanking at the terrace for drinking** : catch her drinking twice in a row on the terrace and punish her

**OTK spanking** : punish Emily in your room and choose the appropriate action

**Handcuffed anal** : punish Emily in your room and choose the appropriate action

**Handcuffed blowjob** : punish Emily in your room and choose the appropriate action

## Chloe

**Dog show** : Repeat [Keep Her on a Short Leash #1](#) or [Keep Her on a Short Leash #2](#)

**Lingerie show** : Once you have punished Chloe by grounding her in her room, go check on her until she puts on a lingerie show for you

**Cleaning punishment** : Punish Chloe by making her clean the toilets

**Past Chloe event** : Punish Chloe by grounding her

**Chloe spanks Amy** : Have a punishment available for both Chloe and Amy, choose level 4 punishment in Amy's menu and have Chloe spank Amy

**Spanked Amy** : Have a punishment available for both Chloe and Amy, choose level 4 punishment in Amy's menu and have Amy spank Chloe

**Rubbing** : Have fun with Chloe in Susan's room and choose the appropriate action

**Caning** : Have fun with Chloe in Susan's room and choose the appropriate action

**Cuni in the box** : Have fun with Chloe in Susan's room and choose the appropriate action

**Hand spanking** : Have fun with Chloe in Susan's room and choose the appropriate action

**Blowjob** : Have fun with Chloe in Susan's room and choose the appropriate action

**Sex (animated)** : Have fun with Chloe in Susan's room and choose the appropriate action

**Thighjob** : Have fun with Chloe in Susan's room and choose the appropriate action

**Sex Chloe on top** : Have fun with Chloe in Susan's room and choose the appropriate action

## **Rachel**

**Masturbating at the pool** : In the evening (from 00.00), catch her pleasuring herself by the pool

**Topless jacuzzi** : In the Hot Tub, catch her without her top

**In the shower** : Catch her in the common bathroom, usually in the morning (before 09.00)

**Sleeping naked (back)** : At night, pull the sheets down while she sleeps

**Sleeping naked (front)** : At night, pull the sheets down while she sleeps

**Naked yoga** : In the morning (before 09.00), catch her doing her exercises

**Lift her skirt** : In the morning (before 09.00), catch her while she dresses

**Thighjob in the pool** : Replay the event [Midnight Bath #2](#)

★ Join Rachel again and pick the first option.

**Naked drinking** : Replay the event [Midnight Bath #2](#)

★ Join Rachel again and pick the Second option.

**Various orders, fingering, licking,...** : replay the event [Sun Tzu #2](#) and lose the game

**Night sex** : At 22.00 go to sleep in Rachel's room and have fun

**Fingering (animated)** : replay the event [The Deal #2](#)

**Hot tub fun** : Replay the event [It took a while](#)

**Shower blowjob** : Get a reward for acing the test and ask for a shower privilege (BJ)

**Strapped** : Punish Rachel with the strap in Susan's room

**Sex in teacher outfit** : Have sex at night in her room in the teacher outfit

**Sex in schoolgirl outfit** : Have sex at night in her room in the schoolgirl outfit

**Sex with Susan** : Lose a game of Go against Susan and watch Susan and Rachel have fun

**Handjob on the terrace** : Get a reward for acing the test and ask for a massage

**Footjob** : Repeat [Demoted to Lookout #1](#)



## Linda

**Morning sex** : Fake being sick in the morning and have Linda check you up

**Night anal** : Repeat [In Need of Attention #2](#)

**Anal in the morning**: Have anal with her on the terrace in the early morning

**Night spanking** : Repeat [Enough is Enough #2](#)

**Blowjob**: Have fun with Linda in the infirmary and get a BJ from her

**Sex in her office** : Have fun with Linda in the infirmary and have sex with her

**Masturbating**: Check on her in the infirmary and surprise her masturbating in the exam chair (*random scene, between 16.00 and 18.00*)

**Giving her a cuni** : Have fun with Linda in the infirmary and make her come while giving her a cuni

**Rectal temperature** : Punish Linda by playing Doctor

**Sensual spanking** : Have fun with Linda in the infirmary and give her a sensual spanking

**Hairbrush spanking** : Surprise her with Emily making out by the pool and punish her with the hairbrush

## Amy

**Used as a stool** : Punish Amy by having her clean Emily's toys, then have her follow you in your room

**Clean Emily's toys** : Punish Amy by having her clean Emily's toys


**Public spanking**: : Punish Amy by spanking her in the Interior

**Buttplug in mouth** : Punish Amy by having her clean Emily's toys and have her clean it with her mouth

**Morning blowjob**: Wait for her to give you bring you breakfast in bed (*treating her well might help*)

## MC

**Used as Furniture (table)** : Replay the event [Midnight Bath #2](#)

 Join Rachel again and pick the Third option.

## Chapter 3 events

### A just reward

Prerequisites: When on the yacht

Characters: Emily

Description: Emily shows so much dedication that she deserves a treat

Guide:

- ★ If you manage to get 2 blowjobs from Emily in a single day you'll be able to pick a new reward option when you talk to her.
- ★ Once you tell her she is going to be rewarded go to the hot tub at night to deliver on your promise. *From 23.00 on*

### Amy's help

Prerequisites: During the second trip.

Characters: Amy

Description: It's not good for Amy to laze around all day. Let's put her to work.

Guide:

- ★ If you have an active contract and Amy is not under babysitting, you can ask her to help with work.
- ★ If she messes up during helping and instead slows you down, you can punish her.
- ★ Punish her with the cane. (night-time only)
- ★ Punish her with your hand. (day-time only)
- ★ Punish her with a new device in your room.

### Another trip

Prerequisites: After some time passed after the first trip.

Characters: MC

Description: It's time to pay your uncle a visit, do what you've got to do, and go back to the yacht for some deserved rest

Guide:

- ★ When you are ready for another trip make a call to Uncle from your room.
- ★ Arrive at the office and spend some time there.
- ★ Get back to the yacht. If you feel you missed something you can repeat the trip using the phone.

*From your second trip onwards, you can choose how long you want to stay in your Uncle's offices to tackle contracts. You can't be there less than four days. After that, and if you have no contract selected nor started an event, just go in Charlotte's office in the morning and ask her to arrange for your trip back.*

### Anything but spanking

Prerequisites: Surprise

Characters: Emily

Description: Emily is ready to accept almost anything to avoid a spanking

Guide:

- ★ Hear Emily out when she has a new idea during her punishment.
- ★ Turn it around, and implement a new punishment option.
- ★ See whether Emily or Amy have any comments about this new alternative. *Wait for the dialog option to appear with one of them.*

### **Ascension #3 (continued)**

Prerequisites: None

Characters: Rachel

Description: Rachel needs to be disciplined, again...

Guide:

- ★ Wait for a message on the yacht (when you have a notebook notification, check your phone for messages).
- ★ Punish Rachel in a new way (pick up the hand spanking)

### **Babysitting #2**

Prerequisites: Complete [The Babysitter](#) twice

Characters: Amy, Charlotte

Description: Charlotte gets the hang of handling Amy.

Guide:

- ★ After you completed the first babysitting event, ask Charlotte to babysit again.
- ★ During babysitting, check the living room to catch a moment when Amy does something to anger Charlotte.
- ★ Watch Charlotte punish Amy appropriately.

### **Bondage device**

Prerequisites: After you return from the last office trip and have a certain talk with Chloe

Characters: Chloe

Description: There is so much devices to try in Susan's room.

Guide:

- ★ Wait for Chloe to come to you to discuss something. Be patient it make take some time.
- ★ After she talks to you go to Susan's room with her using the regular 'Time for fun' option inside the repeatables and pick the bondage option.
- ★ Once in Susan's room, pick the new bondage option.

### **Checking up on you**

Prerequisites: Complete [On the terrace](#) and [Chloe's unusual reward](#)

Characters: Chloe and Emily

Description: Both sisters are curious of what you do with the other sibling.

Guide:

- ★ Tell Chloe not to bother you for the next hour while you go to the terrace with Emily..
- ★ Go to the terrace with Emily and use her little hole right after the previous star.
- ★ Tell Emily not to bother you for the next hour while you are in your room.
- ★ Reward Chloe with a spanking right after the previous star.

### **Chloe's deal**

Prerequisites: Complete [Linda's new punishment](#) and [Chloe's unusual reward](#)

Characters: Chloe, Linda

Description: Chloe made a deal with Linda, behind your back...

Guide:

- ★ Find Susan at the bridge when she is alone. In certain cases she might tell you something surprising.
- ★ Enter Susan's room after the previous star is complete.

### **Chloe's unusual reward**

Prerequisites: Complete [Bondage device](#)

Characters: Chloe

Description: Chloe deserves a reward for her good marks. She's such an 'unique' schoolgirl.

Guide:

- ★ After the Chloe's [Bondage device](#) event wait for an announcement at dinner from Rachel.
- ★ Talk to Chloe to discuss a potential reward for her.

### **Common shower**

Prerequisites: Complete [Role play](#)

Characters: Rachel

Description: Sweet water is a rare thing on a yacht, better make the best possible use of it.

Guide:

- ★ Keep showering during the day to give Rachel a chance to come into the bathroom at the same time. *Three times in a row should do it.*
- ★ It will only work if you didn't satisfy Rachel yet today.
- ★ When Rachel comes to the bathroom invite her in, instead of sending her away.

### **Contract negotiation**

Prerequisites: During the second trip

Characters: Sophie

Description: Time to negotiate your first contract

Guide:

- ★ On your second trip learn about what contracts are available. *Once you've had a talk with your Uncle, a new icon appears in the middle of the screen, just under the day label. Click on it and choose the contract you want to negotiate*
- ★ Work on preparing and learning the details of the contract in your office. Remember to repeat this step as needed. *You need to study your case a certain number of hours for each specific contract (see the contract description). Beyond this minimum, each additional hour increases your chances of success in the negotiation*
- ★ Once you feel you are ready, have the meeting with the appointed representative.

*Some tips about contract negotiation :*

- . *It's always better to be polite and respectful*
- . *When pressed, remain calm*
- . *When offered a bribe, it might be better to decline*
- . *If you have some blackmail material (see [Maid for a day](#)), use it*
- . *Sometimes questioning your counterpart's abilities can yield some results*
- . *With your keen interest in history, you probably already know that :*
  - . *von Clausewitz theorized about the art of war after seeing firsthand Napoleon's genius in conducting battles, while he was an officer in the Prussian army. He died in 1831.*
  - . *The Thirty Years' War came to an end with the Treaty of Westphalia, that some scholars have identified as the beginning of the modern international system.*

## **Cop and Nurse #2**

Prerequisites: Complete [Surprise](#), [Role Play](#) and [Mail from Linda with Chloe and Emily](#)

Characters: Rachel, Linda

Description: The fabled duo is back for another show.

Guide:

- ★ Talk to Linda about a new topic.
- ★ Talk to Rachel to get the cop uniform ready.
- ★ Go to Rachel's room at night and pick the cop and nurse #2 option.
- ★ You can talk to Linda after the event, though this is not required to complete it.

## **Danger zone #2**

Prerequisites: After some time passed after the first trip

Characters: Emily, Linda

Description: Those two just can't help themselves

Guide:

- ★ Find Emily and Linda in the tub together.
- ★ After discovering what they are doing warn them about the potential consequences of their actions.
- ★ Find them again and get involved in the situation.

## **Demoted to lookout #2**

Prerequisites: None

Characters: Linda

Description: It's Rachel's turn to make sure that no one is coming to disturb you

Guide:

- ★ Find Susan while she is sunbathing with Rachel. Follow the lines from Demoted to lookout #1 ("Susan are you naked?") but this time pick "Special service for your lovely friend".

## **First Night**

Prerequisites: None

Characters: Charlotte

Description: Somebody pays you a late visit

Guide: This is a branching event. Your choices will put you on a "path" and you won't be able to get all contend with a single string of answers. Here are the main possibilities, but feel free to explore and try you own combos. As for now, the "paths" are not "tracked" in the game, so their sole purpose is to complete the gallery and see all the event outcomes. After the [Second Night](#), you'll have the possibility to try different paths as Charlotte will keep coming unless you shut her out. But some vignettes in the gallery are 'one time only', so if you don't follow the proper sequence, you won't get another chance to see them.

You have a "Sexual path", a "Spanking path" and a "Working path".

### *Sexual path*

★ You need to let Charlotte in (obviously...). Then whenever you have the possibility choose the "Sex" question. When you offer her a drink, be cautious, if she gets drunk you won't get anything, except maybe the possibility to demonstrate that you're either a gentleman or the average voyeur (two strong drinks or three medium ones will put her down).

### *Spanking path*

★ You need to let Charlotte in (obviously...). Then whenever you have the possibility choose the "Discipline" question. When you offer her a drink, be cautious, if she gets drunk you won't get anything, except maybe the possibility to

demonstrate that you're either a gentleman or the average voyeur (two strong drinks or three medium ones will put her down).

#### *Working path*

★ You may let Charlotte in ... or not. If you do, whenever you have the possibility choose the "Work" question. When you offer her a drink, be cautious, if she gets drunk you won't get anything, except maybe the possibility to demonstrate that you're either a gentleman or the average voyeur (two strong drinks or three medium ones will put her down).

There are some vignettes on Charlotte's tracker that are harder to get. For the first Night :

#### *Naked in living room*

During Charlotte's first visit, choose: Sex / Average / Any Girl (your preference) / Again Any Girl / Sex / Average / Sex / Average and any choice of your liking. In the morning, you'll have unlocked the vignette.

### **Food court (Amy)**

Prerequisites: During the second trip.

Characters: Amy

Description: Amy has turned into a perfect butler, with benefits...

#### Guide:

★ If you order something from your office at meal time, Amy will handle it in the living room. She might provide something extra.

### **Food court (Charlotte)**

Prerequisites: During the second trip.

Characters: Charlotte

Description: Charlotte doesn't always follow your instructions. Could it be on purpose?

#### Guide:

★ If you order something from your office at meal time, and Charlotte brings the wrong order, you can punish her.

### **Go lose**

Prerequisites: Complete [Level up](#)

Characters: Susan

Description: Susan wants to spice your games of go...

#### Guide:

👉 Play a game of go with Susan once again after you complete [Level up](#) and talk to Susan about it.

👉 Make a new arrangement and manage to lose a game of go against Susan.

👉 After your loss, you have to wait for Susan to come punish you when she feels like it during the day (*Femdom event* : *only if you enabled the option in the settings*).

### **Improved maid service**

Prerequisites: After [Maid for a day](#).

Characters: Sophie

Description: Nothing like a little bet to spice things up...

#### Guide:

★ After having Sophie as a maid for a day, complete another contract with her, and ask her to come over for drinks.

★ Talk to her when she comes over until you have an understanding. *You need to approve her proposal*

★ Watch her work as a maid again under improved conditions. *Win another contract and be in your apartments the following day*

## **In front of everyone**

Prerequisites: After some time passed after the first trip.

Characters: Rachel

Description: We're living in an era of "transparency", aren't we?

Guide:

- ★ Wait for a discussion during dinner. *Chloe and Emily doubt MC's fairness in handling the punishments*
- ★ Wait a few days and talk to Rachel about what you heard during dinner.
- ★ Ask Susan for some advice.
- ★ When Rachel deserves to be punished, you'll have a new option. *You'll need to punish Rachel at least four times to see it all*

## **Interruption #1**

Prerequisites: Complete Surprise first.

Characters: Chloe, Emily

Description: One should always knock before entering

Guide:

- ★ Did Chloe forget to lock the door during a bondage session?

## **Interruption #2**

Prerequisites: None

Characters: Linda

Description: It's been a long time since you last took a swim in the pool

Guide:

- ★ Swim at the pool at the right time, to get something from Linda.

## **Knock, knock**

Prerequisites: During the second trip

Characters: Charlotte

Description: Charlotte comes again for some casual chat

Guide:

- ★ When you are at the office, if you let Charlotte in at night, you can repeat some of the earlier fun you had with her.
- ★ You may be able to find one new option if you try different things while talking about discipline. *Surprisingly, some girls accept to try more things sober than drunk...*

## **Level up**

Prerequisites: Complete [Cop and Nurse #2](#)

Characters: Rachel

Description: There is one last step to take with Rachel to punish her as everyone else on board.

Guide:

- ★ When you get a punishment opportunity for Rachel try to punish her with a public bare bottom spanking.
  - ★ Keep trying and when you manage to convince her, administer the spanking.
  - ★ If you spank Rachel this way enough, Susan might take an interest and watch it happen. *You need to have Susan watch you spank Rachel in order to start the island chain of events. Once she has seen you, go talk to her. It will start the process.*
- ATTENTION : complete all open quests on the yacht before speaking to Susan because you won't be coming back.**

## **Linda knows**

Prerequisites: None

Characters: Rachel, Linda

Description: Whatever Linda learns is covered by the doctor/patient confidentiality, right?

Guide:

- ★ Talk to Rachel and then Linda about a medical report. *Wait for the dialog option to appear with each of them.*
- ★ Do well on the test and claim Rachel's special reward after completing the first star.
- ★ Wait a few days for Linda to process events and come to you. *There are two dialogs to have with Linda to complete the event.*

## **Linda's new punishment**

Prerequisites: Complete [Chloe's unusual reward](#)

Characters: Linda, Chloe

Description: Chloe can be quite inventive too when it comes to devising new punishments.

Guide:

- ★ Talk to Chloe about your concerns with Linda.
- ★ Catch Linda doing something and punish her. Choose the option to call Chloe to observe the punishment.

## **Ludus interruptus**

Prerequisites: During the second trip.

Characters: Amy

Description: Playing online games can be stressful, it's important to relax from time to time

Guide:

- ★ Play League of Legends on your PC when at the office. *Only possible at night.*

## **Maid for a day**

Prerequisites: During the second trip, once you have chosen a contract to negotiate

Characters: Amy, Sophie

Description: It was a good idea to bring Amy along

Guide:

- ★ When at the office you can decide to make use of Amy in a new way. *Talk to her and send her on a mission.*
- ★ If she succeeds you'll have something to use. *If not, you can send her again. If she succeeded, use the blackmail option during the negotiation*
- ★ Spend the day at home when the temporary maid is working and talk to her. There are several possibilities to observe her as she moves around your home. *Look at her dusting from one room to another, talk to her, rest on the sofa or watch TV while she's working.*

*There are two secret scenes linked to this event. To get them, follow these instructions :*

- . Complete the event above.*
- . Win contracts for a total worth of 10 M\$.*
- . Win a contract again (with blackmail or not), and the following day, be every hour in your bedroom, until you get the image where Amy is seating on the bed facing you, and Sophie is not there.*





- . Select "Sleep". You'll get the **first secret scene**.
- . After this one, if it's not already done, complete [Improved Maid Service](#).
- . Select a contract and fail the negotiation.
- . Invite Sophie for a drink, you'll get the **second secret scene**.

### **Mail from Chloe**

Prerequisites: When on a trip at the office

Characters: Chloe

Description: It's so booring to be left alone on the yacht

#### Guide:

- ★ Check your PC for mail when on a trip.
- ★ Wait until you get mail from Chloe.
- ★ Make sure you see all of the mail, she might send you some over several days.

*You'll need to repeat the event until you get the last star, meaning that you have seen all the mails*

### **Mail from Linda, with Chloe**

Prerequisites: When on a trip at the office

Characters: Linda, Chloe

Description: Someone needs to hold the camera, then one thing leading to another...

#### Guide:

- ★ Check your PC for mail when on a trip.
- ★ Wait until you get mail from Linda and see her involvement with Chloe.
- ★ Make sure you see all of the mail, she might send you some over several days.

*You'll need to repeat the event until you get the last star, meaning that you have seen all the mails*

### **Mail from Linda, with Chloe and Emily**

Prerequisites: When on a trip at the office

Characters: Linda, Chloe, Emily

Description: The rise of "Badass Linda"

#### Guide:

- ★ Check your PC for mail when on a trip.
- ★ Wait until you get mail from Linda and see her involvement with Emily and Chloe.
- ★ Make sure you see all of the mail, she might send you some over several days.

*You'll need to repeat the event until you get the last star, meaning that you have seen all the mails*

## Medical emergency #2

Prerequisites: None

Characters: Linda

Description: Have fun with Linda

Guide:

★ Spank Linda in the wheelbarrow position.

## Medical emergency #3

Prerequisites: None

Characters: Linda

Description: Have more fun with Linda

Guide:

★ Have anal with Linda in her office.

## Meet a Girl

Prerequisites: None

Characters: Anne

Description: As soon as you're in your new office someone comes to see the new kid in town

Guide:

★ A girl comes to make your acquaintance. When questioned the answers that will get you the most scenes are :

- . No, I wouldn't say that
- . I lived on a yacht
- . He is my Uncle (truthful)

*Then it's up to you to cop a feel or not.*

## New dress

Prerequisites: None

Characters: Amy

Description: If she is to accompany you in your Uncle's offices, Amy needs the proper outfit

Guide:

★ A few days after your trip, you realize Amy needs a new dress. *Wait for the dialog to happen*

★ Call Charlotte to order a new dress for Amy.

★ Wait for the dress to arrive.

★ Give the dress to Amy and see if she can properly thank you. *Rachel might have something to say about it, check the dialog options.*

## Ocean view

Prerequisites: Complete [Chloe's unusual reward](#)

Characters: Emily

Description: 'The early bird catches the worm', as the saying goes...

Guide:

★ Go to Emily's room early in the morning (*you have to sleep early and go there between 06.00 and 07.00*).

★ Some of the time you might find her in a special mood (*you just have to be lucky...*).

## **On the terrace**

Prerequisites: Complete [A just reward](#)

Characters: Emily

Description: This girl has two main fetishes, what about combining them?

Guide:

- ★ Wait for Emily to come you after receiving her first reward.
- ★ Go to the terrace with her to try something new.

## **Please me**

Prerequisites: During the second trip

Characters: Amy

Description: Time to do some experiments with Amy

Guide:

- ★ If Amy is at the office you can have sex with her when you go to sleep in your bed. *Choose "Sleep" to get the option*

## **Proper Spanking**

Prerequisites: Amy must be at Obedience 5/5

Characters: Chloe, Amy

Description: How to turn spanking into an effective punishment for Chloe

Guide:

- ★ Punish Chloe with Amy's help. Make sure Amy is well trained before attempting this event. *Possible only during a few hours in the day. Do not stop until Chloe reaches her 2d pain threshold, and get her to this level either with Hand or Paddle, not with the Strap.*

## **Role play**

Prerequisites: [Linda knows](#), after Linda knows about you and Rachel and you discussed the situation with her.

Characters: Rachel, Linda

Description: It's been a long time since Rachel last cosplayed.

Guide:

- ★ Talk to Linda about the time she came into Rachel's room.
- ★ Wait for her to think things over.
- ★ Sleep in Rachel's room again by claiming the reward. *It supposes that you've aced the test and chose the anal reward*
- ★ Wait for Rachel to come to you and tell you something.
- ★ Sleep in Rachel's room and you should have a new option. *No need for the anal reward this time*  
*This event is repeatable, just speak to Rachel and tell her that "you want to meet the law".*  
*There's one of the very few secret scenes of the game here. At the end of the event the first time you play it, you'll go showering. There's a new button in the common bathroom, in the middle at the bottom of the screen, that enables you to have a shower anytime during the day or night (if none of the girls is already in the bathroom of course). Shower yourself during the day and repeat the event the same night, you might see something new.*

## **Second Night**

Prerequisites: None

Characters: Charlotte

Description: Charlotte comes again to have a chat

Guide: You have the opportunity to pursue on the path you chose during the first night. Once again, feel free to explore all the possibilities.

### *Sexual path & Spanking path*

★ You need to let Charlotte in (again...). Agree that she stays overnight. Give her some space, and later on agree to join her when she is watching some porn (*that's the point of giving her some space in case you were wondering...*). Then you may accept her game or not. If you don't, and related to what you did during your first night, you'll get a chance to go further.

### *Working path*

★ You may let Charlotte in ... or not. If you do, give her some space, and later on refuse to join her.

There are some vignettes on Charlotte's tracker that are harder to get. For the second Night :

### *Found masturbating, Watch porn with her and Took selfies*

During Charlotte's second visit, choose: Accept her request / Give her some space. At night, you'll wake up and see Charlotte's masturbating scene. Then she'll invite you to watch a porn movie, Accept. After that, there will be a scene with handcuffs, choose Continue. You'll have unlocked the last of those three vignettes.

### **Sofa King good**

Prerequisites: During the second trip.

Characters: Amy

Description: You brought Amy with you, let's put her to use

#### Guide:

★ Rest on the sofa in the living room and call Amy over. She shouldn't be otherwise occupied.

### **Sweet dreams #2**

Prerequisites: None

Characters: Rachel

Description: Rachel has her own special way to motivate her students

#### Guide:

★ Participate in a dinner after returning to the yacht (when a new reward for acing the test is announced).

★ Discuss the new reward with Susan (optional).

★ Do well enough on a weekly test to obtain the new reward. *At least 10 hours of study was enough to get a top mark, but you never know what you'll need if the girls take it to compete for the prize. When Rachel comes to you, choose the "new reward".*

★ Claim the reward in Rachel's room by sleeping there (go at 22.00 in Rachel's room and choose to sleep, then to collect your reward).

### **Something's Wrong?**

Prerequisites: After [In front of everyone](#)

Characters: Rachel

Description: Punishment is not always about pain

#### Guide:

★ Talk to Rachel about her old toy.

★ Order a new package from Charlotte.

★ Wait until the package arrives.

★ Talk to Rachel when she needs punishment and use the new toy properly during dinner. *Choose to punish her in the afternoon to get the option.*

## Surprise

Prerequisites: None

Characters: Chloe, Susan, Emily

Description: Somebody should learn how to properly lock a door...

### Guide:

- ★ Have fun with Chloe and pick the bondage option.
- ★ After someone comes wait a few days for Chloe to think things over.
- ★ Bondage fun again and let Chloe to worry about the door.
- ★ Face the consequences of your actions.

*At the end of this event, to complete it, you need to have the following main dialogs: Emily (1), after a few rebuffs from Emily then Chloe (1), Emily (2), Chloe (2), Emily (3). They are sequential and will either "pop up" or appear as dialog option.*

## The babysitter

Prerequisites: During the second trip.

Characters: Charlotte, Amy

Description: Amy can sometimes behave like a child

### Guide:

★ If you take her on a trip, after some time, Amy might do something in the living room. *Check what she's doing at night if she is not on a mission. You need to have one contract going on and been there for a few days, and the [Maid for a day](#) event must not be active*

- ★ After the first star, ask Charlotte to babysit Amy.
- ★ During the first babysitting demonstrate the proper procedure for Charlotte, showing her what to do.
- ★ Check the effects of Charlotte's work.

*To get the last star can be tricky. When checking on the girls, you might see four things :*

- . They're doing good*
- . The situation is getting out of hand, you need to step in*
- . Charlotte handled the situation with Amy doing some corner time*
- . In the evening, Amy is standing in front of the TV set. It seems that Charlotte just handled the situation*

*It's only this last one that gets the star (and it's random). And each time that either you or Charlotte have to punish Amy, the babysitting ends. So you might need a few tries to see and get all. Check every hour in any case.*

## Work space

Prerequisites: During the second trip.

Characters: Charlotte

Description: To take a break while working in the office, there's the famous "coffee break", but not only

### Guide:

- ★ Talk to Charlotte about her work during the day in her office.
- ★ Keep talking to her when she is having a bad day. *That's usually after a visit from Karl*
- ★ After she's had a bad day a few times, ask her if she wants to relieve some pressure.

## CHAPTER III (II): Return to the Island



When you spanked Rachel butt naked in the corridor in front of Susan, it convinced the two ladies that you were ready to assume a different position in their games. But with the girls on the yacht the options are quite limited. So your aunt set up a very exclusive 'business trip' to this island you know so well. Having sent the girls to their father and Linda to a medical congress, she brings you in great secrecy to this island that you already visited. For this unique occasion, your companions will be Rachel, Susan and Amy. Only a few rooms have been renewed and are available, but this time you will not sleep on the couch! It's time to discover some new facets of everyone's personality and to let loose all sexual urges, away from unwanted eyes.

There are some items that you will need to perform certain activities, or to please someone. Some are extremely useful and some are just useless. You'll have to search for them in the various locations. But you can only do that when no one is around.

The island may be small but there is much to explore. Sea, sex and sun are waiting for you...

## Character's traits

The characters with you on the island will have new personality trait visible at all time on the GUI. Increasing a character trait will unlock some new scenes or alternative scenes. Once you reach the maximum, the number will stop increasing and it will be shown in green.

You can click on any of the three available buttons to open the "Character Traits" window, it will list all the actions you found to increase a character trait.

**Rachel's submission** can be increased :

- . If you catch her abusing Amy and if you take action
- . If you let Amy watch you fuck Rachel
- . If you make Rachel apologize after a spanking
- . *There is an additional possibility to gain one submission point : during the prologue, pick the following choices :*
  - . *We will try something new*
  - . *Face the ocean, we will test the bed*

**Susan's respect** can be increased :

- . If she sees you spank Rachel
- . If you manage to spank her

**Amy's happiness** can be increased :

- . If you give her chocolates
- . If she sees you spank Rachel

## List of useful items that can be found

- . Anal Hook Restrain (*House*)
- . Box of chocolates (*House*)
- . Rachel's outfit (*House*)
- . Rattan cane (*House*)
- . Lubricant (*House*)
- . Exotic dancer outfit (*House*)
  
- . Ropes (*Beach*)
- . Seashell (common) (*Beach*)
- . Seashell (rare) (*Beach*)
- . Shiny Silver Buttplug (*Beach*)

## Chapter 3 Island events

### Babes and Booze

Prerequisites: You must have completed all the other events on the Island tracker.

Characters: Rachel, Amy, Susan

Description: Each time that someone brings alcohol on this island, things go wild, how come?

Guide:

★ After completing all island actions in the tracker. Talk to Rachel during the day and wait for her surprise.

*This event will trigger automatically when you have completed all the other events. If you want to spend more time on the island and enjoy all the night's choices for example, make sure that you keep an unfinished event.*

*There are 8 parts in this event (the biggest so far of CMA). You can pick whichever order you want, it doesn't matter, knowing that you (MC) will propose the last action.*

### Captain Hook

Prerequisites: You must surprise Rachel hooked in a new device.

Characters: Rachel, Amy

Description: Susan brought a new toy with her. Who wants to play?

Guide:

★ Once Rachel's trait reaches the necessary level you'll be able to find her in a unusual situation. Find the hook and use it.

*Rachel  $\geq 3$*

★ Susan might come the next time you use the device on Rachel - Rachel trait req. *Rachel  $\geq 3$*

★ Amy might come the next time you use the device on Rachel - Rachel and Amy trait req. *Amy  $\geq 3$ , Rachel  $\geq 5$*

★ Use the device on Amy. Amy's trait req. *Amy  $\geq 5$  and you must have had anal with her before*

### Hands Off

Prerequisites: After the first day

Characters: Rachel, Amy

Description: Somebody wants to play with your personal slave.

Guide:

★ You might find Rachel in a unexpected situation with Amy if Rachel's trait is high enough. *Rachel  $\geq 0$*

### Idles

Prerequisites: see below

Characters: Susan, Amy

Description: Susan is willing to 'train' Amy.

Guide:

★ Find Susan and Amy in the living room - Req. that Susan and Amy traits are high enough. *Amy  $\geq 3$ , Susan  $\geq 1$*

★ After previous star, try to find them again. Higher req. *Amy  $\geq 3$ , Susan  $\geq 2$*

★ After previous star, try to find them once more. Higher req. *Amy  $\geq 3$ , Susan  $\geq 3$*



## Island Story Progression

Prerequisites: After some time on the island

Characters: Susan, Amy, Rachel

Description: You'll get to know a little better the ones around you and consider your next moves.

Guide:

★ Amy's Story - After the first few days on the island, don't forget to regularly check if someone want to talk. *About Amy's future*

★ Rachel's Story -After the first few days on the island, don't forget to regularly check if someone want to talk. *About Rachel and the girls*

★ Susan's Story -After the first few days on the island, don't forget to regularly check if someone want to talk. *About Rachel's submissive story*

*Check on the girls and pick the new dialog options until the stars are all lit, it usually takes 3-4 talks to get each of them.*

## Maintenance spanking

Prerequisites: After a few days on the island

Characters: Amy

Description: Despite all her progress, Amy sometimes needs to be reminded of the basics of her situation.

Guide:

★ Find Amy at night when she is watching TV and decide whether she needs punishment or not. *It happens in the Living room very late at night*

★ Following this you can spank Amy once per day as maintenance.

## Master

Prerequisites: You must have found the Rattan Cane and Rachel's submission be  $\geq 4$ . Have a talk with Susan about Rachel.

Characters: Rachel

Description: It's about time Rachel addresses you properly. And if not, Susan brought the perfect implement to 'correct' the situation.

Guide:

★ Once Rachel's submission is high enough. Establish new rules for Rachel and make sure that she follows them. *Talk to her regularly after establishing the new rules and check if she has not forgotten your instructions*

★ During Rachel's punishment, call Susan - Rachel's trait req.  $Rachel \geq 5$

★ During Rachel's punishment, call Amy - Rachel's trait req.  $Rachel \geq 6$

## Seashell Collection

Prerequisites: You must gather 10 seashells

Characters: Susan

Description: Susan would go a very long way for a nice seashell.

Guide:

★ Susan is interested by seashells, maybe you can collect enough to barter for something from her, the rarer the better. *Once you have the right number of seashells, Susan will come to you. Show the seashells to Susan, have a talk with her, then find a rare one and give it to her*

★ Part2: Make a new arrangement with Susan about the seashells you collected earlier. Go through with it and take advantage of what she offers.

## Sex on Demand

Prerequisites: None

Characters: Amy

Description: Amy being here, it would be a waste not to 'use' her.

### Guide:

- ★ Call Amy and have sex with her.
- ★ Have sex with Amy while Susan is on the beach - Susan's trait req.  $Susan \geq 2$
- ★ Have sex with Amy while Rachel is on the beach - Rachel's trait req.  $Rachel \geq 2$
- ★ Have sex with Amy while Rachel and Susan are on the beach - Susan and Rachel trait req.  $Rachel \geq 3, Susan \geq 3$
- ★ Call Amy when you have lube. Her trait must be high enough.  $Amy \geq 4$
- ★ Have anal with Amy while Rachel and Susan are on the beach - Susan, Amy and Rachel trait req.  $Amy \geq 7, Susan \geq 1, Rachel \geq 3$
- ★ Have anal with Amy while Susan is on the beach - Susan and Amy trait req.  $Amy \geq 5, Susan \geq 1$
- ★ Have anal with Amy while Rachel is on the beach - Rachel and Amy trait req.  $Amy \geq 6, Rachel \geq 4$

## Sleep with Me Tonight

Prerequisites: None

Characters: Rachel, Susan, Amy

Description: There are various interesting ways to spend a night with each of the girls with you on the island.

### Guide:

- ★ Choose to sleep with Rachel and have sex with her.
  - ★ After the first time having sex with Rachel, you can call Amy and make her watch.
  - ★ Find Rachel's outfit in one of the bedroom. She will refuse to wear if her trait is not high enough.  $Rachel \geq 2$
  - ★ When Rachel's trait is high enough, you can call Amy while Rachel is wearing her outfit.  $Rachel \geq 4$
  - ★ Part2: Sleep with Rachel at night and make sure you have lube. Once you managed to find yourself in the same bed with Rachel, pick the anal option.
  - ★ Part2: Pick Susan as a sleeping partner to sleep with at night when you go to sleep at or around 22:00. It will only be available during the second part of the trip after you already spent some time on the Island. *After the 6th Day*
  - ★ Part2: Pick Amy to sleep with at night when you go to sleep at or around 22:00. (without plug or outfit). *The option to go to sleep with someone is available at 22.00 and 23.00 in the Living Room. Choose 'Sleep'.*
- There are various versions of those actions. On top of what is described above there are:*
- . 2 versions of the anal action with Rachel (changes in the dialog)
  - . 2 versions of the night with Susan (with or without Amy coming at the end)
  - . 3 versions of the night with Amy (without butt plug, with butt plug, with butt plug and exotic dancer outfit)

## CHAPTER III (III): Back to the Office



After these wonderful days spent on the island and the epic game ending, it's time to get back to work.

A talk with Charlotte then with Linda (the later on the phone) will keep you up to speed on the recent developments of your uncle's illness.

But that's not the only surprise that awaits you : on top of Rachel, Amy and Susan, both Emily and Chloe are here too.

And they have a lot to tell you!

## Chapter 3 Post Island events

### Aftermath

Prerequisites: complete [Dare](#)

Characters: Amy, Charlotte, Chloe, Rachel

Description: What do all the participants make of the Dare catfight?

Guide:

- ★ Talk to Amy.
- ★ Talk to Charlotte.
- ★ Talk to Chloe.
- ★ Talk to Rachel.

### Angry Karl

Prerequisites: none

Characters: Charlotte

Description: Karl did anger Charlotte and she needs to blow some steam.

Guide:

- ★ Find Charlotte with an angry Karl in her office. *Catch Karl bullying Charlotte and check on her afterwards. Of course you need to spare some time to help her*

### Babysitter in Need

Prerequisites: complete [Gaming Addiction](#)

Characters: Amy, Charlotte

Description: Trading places...Sort of...

Guide:

- ★ Talk to Amy to see if she remembers the maintenance spanking of the island.
- ★ When Amy and Charlotte are not satisfied for a couple of days, they'll find a solution without you. *Have Charlotte babysit Amy and surprise them in the bedroom late at night.*

### Bedtime Fun

Prerequisites: none

Characters: Amy

Description: Will Amy avoid some ping pong paddle slaps this time?

Guide:

- ★ Go to bed before 4am and have sex with Amy. *You need to choose 'Sleep' then you have the option*

### Chloe's at home

Prerequisites: complete [Family Matter](#)

Characters: Chloe

Description: Your bedroom has one item that you still need to try

Guide:

- ★ When Chloe is with you, show her something kinky.
- ★ Try to find a new outfit suitable for Chloe and make her wear it (hidden). *You need to watch TV a few times until you see an outfit worth trying. Then go to Charlotte to have her order it and check regularly on her to see if it's arrived. At the next possible occasion, Chloe will have a chance to try it on*

★ When Chloe is with you, pretend you have to work. *Do it on the last hour of her visit*

### **Compromise**

Prerequisites: complete [Babysitter in Need](#)

Characters: Amy

Description: Amy has definitively turned into a LOL addict

Guide:

★ Find Amy playing at night. A new option is available. *Late at night in the living room*

### **Cost of Defeat**

Prerequisites: complete [Dare](#) and have contract negotiations available (*wait for a call from your Uncle*)

Characters: Sophie

Description: There are always two sides to a coin

Guide:

★ Lose a contract represented by Sophie. She will look for you in the afternoon. *Do not invite anyone until you hear from Sophie.*

*Contract negotiation tips : The new way to negotiate contracts at the end of Chapter 3 is quite simple : you just need to pick one contract from the list. Then you need to work the required number of hours (or more to increase your chances of success) and when you feel ready choose 'Call Charlotte' after clicking on the contract icon. The following morning, go see Charlotte and she hands you the result.*

*If you look for a particular contract that is not proposed, 'Decline' any of the existing ones and ask Charlotte if she has another contract for you (she can offer up to 5 new ones a day).*

*To get a phone call of congratulations from a representative after some successful negotiation, you need to :*

- . Avani : gain a contract with over the required number of hours*
- . Karl : gain over 1M worth of contracts*
- . Seoyun : gain a contract with the exact required number of hours*
- . Sophie : just win one negotiation*

### **Cost of Arrogance**

Prerequisites: complete [Cost of Defeat](#)

Characters: Sophie, Charlotte

Description: Sophie doesn't like to be interrupted when she's having fun

Guide:

★ When Sophie is coming for her due, do not change the elevator's mode. *One quick way to lose a contract against Sophie, if you already lost one, is to call her from the office and ask for a meeting. Thus there is no need to work the required number of hours and see the result. It's an automatic loss.*

### **Dare**

Prerequisites: complete [First Time](#)

Characters: Amy, Charlotte, Chloe, Rachel

Description: Amy wants a payback from the time she was tricked by Chloe into a [Dare and Dare](#) game

Guide:

★ If Amy had multiple orgasms on the same day, she will tell you something. *Just bang her on the couch 2-3 times and talk to her*

- ★ During the next babysitting, Charlotte will call you early in the evening if you're working. *Charlotte might call you for different issues. Look for the time when Chloe is involved. You might need on a previous babysitting to have checked Amy being punished (Talk to Amy, have her drop her panties, talk to Charlotte)*
- ★ Watch what is going on. *It's your call to see how far the girls can take it*

### **Emily's at home**

Prerequisites: complete [Family Matter](#)

Characters: Emily

Description: Emily is decided to make up for the lost time...

Guide:

- ★ When you invite Emily, she will be ready for some action.
- ★ When Emily is with you, pretend to have some work that can't wait. *Do it on the last hour of her visit*
- ★ When Emily's is under the desk, someone might come (random 50%).

### **Family Matter**

Prerequisites: none

Characters: Emily, Chloe, Rachel, Susan

Description: Rachel and Susan have been reckless and got caught, but this explosive situation might bring an interesting opportunity

Guide:

- ★ Emily will have something to tell you shortly after your return at the office.
- ★ Talk to Chloe to see if she knows more about Emily's revelation.
- ★ Talk to Emily or Chloe when they're together.
- ★ You must see Emily and know how the whole thing turned out.
- ★ Check if Chloe say the same thing.
- ★ It would be interesting to talk to Susan.
- ★ And Rachel is all this?
- ★ You heard the news! Invite Emily and Chloe to celebrate.

### **Favorite Show**

Prerequisites: complete [Family Matter](#)

Characters: Chloe

Description: Who would have thought that Chloe was a series addict?

Guide:

- ★ Invite Chloe alone and ask her what she's doing.
- ★ Invite Chloe when her favorite show is broadcasting to watch it with her. *She must be with you at 17.00*

### **First Time**

Prerequisites: complete [Prepare Yourself](#) and [Chloe's at Home](#)

Characters: Chloe

Description: There's a first time for everything, and this one thing was in the air for quite some time.

Guide:

- ★ A new option is available when using the cage.

## Free Spirit

Prerequisites: complete [Lock the Door](#)

Characters: Emily, Charlotte

Description: Emily has her own unique way to mark her territory

Guide:

- ★ Talk to Emily.
- ★ Don't have anal sex with Emily for a couple of days and see what happens when she gives you a blowjob under the desk (in the office). See the second star of [Emily's at home](#)

## Gaming Addiction

Prerequisites: none

Characters: Amy

Description: Amy became addicted to LOL it seems, or is there something else?

Guide:

- ★ If you don't speak to Amy for too long, she might try to get your attention during the night. *Be in the Living room around 02.00-03.00. The first time that you catch her, it will only be a warning. You'll need to catch her again to unlock the other stars*
- ★ Ask Charlotte to babysit Amy and check regularly how it's going. *From 22.00 on*
- ★ If Charlotte had to solve an issue, inspect her work and decide it wasn't enough. *Catch Amy with her butt spanked (standing by the TV set), inspect and ask for more.*
- ★ Use the cane when you catch her playing.

## Guest at Home

Prerequisites: none

Characters: Rachel, Emily, Chloe, Susan

Description: As the girls are all there, why not spend some quality time with them.

Guide:

- ★ Invite Chloe at your place.
- ★ Invite Emily at your place.
- ★ Invite Susan at your place.
- ★ Invite Rachel at your place.
- ★ Invite everyone at least once.

## Lock the Door

Prerequisites: complete [Order Food](#) and [Angry Karl](#)

Characters: Charlotte

Description: Charlotte has her needs too.

Guide:

- ★ Speak to Charlotte during the afternoon, she might need you if you didn't have a quickie earlier that day.

## **Me Too**

Prerequisites: complete [Dare](#) and talk to Rachel afterwards

Characters: Rachel

Description: Time to pay some attention to Rachel too

Guide:

- ★ A new option is available when Rachel is alone with you.
- ★ Spend some days without having sex with Rachel and a new option will be available. *In the 'Repeatable' menu*

## **Mother's Wish**

Prerequisites: complete [Family Matter](#)

Characters: Emily

Description: 'The leopard cannot change its spots', as the saying goes.

Guide:

- ★ Talk to Rachel.
- ★ When the phone rings, do not ignore it.
- ★ Talk to Emily about what you just learned.
- ★ Emily will come for punishment when she misbehaves (tip: invite her at least 3 days in a row).

## **Mr Elwell's Condition**

Prerequisites: complete [Mother's wish](#), [Aftermath](#) and [Babysitter in Need](#)

Characters: your phone

Description: What's going on with Uncle?

Guide:

- ★ Talk to Rachel.
- ★ Call Linda.
- ★ Wait for a call.
- ★ Wait a few days and talk to Chloe and Emily when they're together. *Invite both of them at the same time*
- ★ Wait a day for a new phone call.

## **My Bed, My Rules**

Prerequisites: complete [Babysitter In Need](#)

Characters: Amy, Charlotte

Description: Those two seem to have reached an understanding about having fun

Guide:

- ★ When asking for a babysit, pay attention to Charlotte's answer. Hide the ping pong paddle (bedroom, implements) if she's planning to have sex with Amy. *Do nothing with both girls for a few days before asking*

## **My Wish**

Prerequisites: complete [Mother's Wish](#)

Characters: Chloe

Description: An effective punishment is by essence something you don't like.

Guide:

- ★ Chloe will be frustrated if you invite Emily but not her for a couple of days.



## **Not Fooling Anyone**

Prerequisites: complete [Mother's Wish](#)

Characters: Chloe

Description: Maybe Chloe's first punishment was not that effective...

Guide:

★ A new punishment option is available for Chloe. See [My Wish](#) on how to punish Chloe. Choose "Something new".

## **Old Mails**

Prerequisites: none

Characters: MC, Amy

Description: Memories, memories...

Guide:

- ★ Check your old mails during the night.
- ★ Check the mail from Chloe.
- ★ Check the mail from Chloe and Linda.
- ★ Check the mail from Chloe, Emily and Linda.

## **Old Trick**

Prerequisites: complete [Babysitter in Need](#)

Characters: Amy, Charlotte

Description: Poor Amy seems to be ill.

Guide:

★ Early in the evening when Charlotte is babysitting, she might call you if you're working. *It's Amy's illness issue, not the Chloe one. Advice for an old fashioned but tried method.*

## **Order Food**

Prerequisites: none

Characters: Amy, Charlotte

Description: Lunch or dinner can be the occasion to sometimes enjoy more than just food.

Guide:

- ★ Order food when in your living room and pick the appropriate option. *The BJ option, of course...*
- ★ Order food when in your office (random 33%). *You need to catch Charlotte making mistakes to correct her*

## **Prepare Yourself**

Prerequisites: none

Characters: Amy

Description: The dildo pole is not only a punishment device.

Guide:

★ Check out the devices in your bedroom. During the day only. *Check the dildo pole to find a new option*

## **Sofa King Good #2**

Prerequisites: none

Characters: Amy

Description: This couch is so comfortable.

Guide:

★ Rest on the sofa. During the day only. *Call Amy and go with the flow*

**Without Em**

Prerequisites: complete [Chloe's at Home](#)

Characters: Chloe

Description: This girl is a competitor, no matter what.

Guide:

★ Invite Chloe, alone and see if she's feeling horny today.

## CHAPTER IV: Dominion



Your uncle's health is a growing concern and both Rachel and Susan need to move closer to him.

That leaves you alone with all the girls to manage, while holding the fort during your uncle's leave and making sure that his business keeps harvesting money.

Both Chloe and Emily begin to make their intentions clearer and clearer when it comes to their future with you. Amy is now willingly at your side. Charlotte also is becoming more and more familiar...

And Sophie is stepping up her game while negotiating with you.

That's a lot to cope with, but you're a man of challenges, aren't you?

## New Character:



**Seo-yun** is another negotiator that you'll meet during this Chapter. You'll find that you have a few things in common.

## New Stat:



This icon will appear next to one girl vignette. It tells you who is your favorite girl, in between Amy, Chloe and Emily. When hovering the mouse over it you'll see the number of 'love' that each girl received/has for you. In case of a draw, no vignette is shown. To change that all you need to do is to have fun with the girl you want to 'promote'. Note that if you punish a girl, her love for you will drop significantly.

## Chapter 4 Events

### A Gift

Prerequisites: none

Characters: ???, ???

Description: The company knows how to keep its executives properly motivated

Guide:

★ After making 10 millions for the company, someone will contact you.

★ Every 5 other millions made for the company, you'll receive a gift.

### Almighty

Prerequisites: complete [Reconciliation](#)

Characters: Amy, Chloe, Emily

Description: Amy thinks you're growing soft on the girls...

Guide:

★ Amy should be the happiest then talk to her. (An happy face emoji is displayed on the talk button for the 'happiest' girl.)  
*To reach that, have repeated intercourse with her until she is the one with whom you had fun the more often.*

★ Allow her to deal with Chloe. *There are two possible punishments*

★ Allow her to deal with Emily. *There are two possible punishments*

*You'll have some important choices with that event :*

*. If you're not that much into spanking, you'll have the option, for each girl, to choose between "Other punishment" / "Spanking" / "Both". According to that choice, you'll only see what you want to see...*

*. If you don't feel like Amy should be able to punish the girls unsupervised at all, you can go back to her before the first punishment takes place and "revoke" hers rights, but nonetheless get the stars for the event. Of course, you won't see at all what Amy had in store for them...*

*Once Amy goes with a girl for the punishment, wait for one hour and go to the playroom to see the results.*

*If you let Amy punish the girls, they'll be mad at you for a few days. That will greatly restrict what you can do with them...*

### Amy's Future

Prerequisites: progress in [Uncle's Treatment](#)

Characters: Amy

Description: Does Amy have a chance in the race?

Guide:

★ Talk to Amy. It might take a day.

★ A few hours later talk to her again. During the day.

★ A few hours later talk to her again. During the day. It might be skipped depending of your choices.

★ Base scene. If you didn't poorly answer Amy's questions.

★ Amy liked some of your answers. Additional scene content (naked outfit). *You need a score of 3+*

★ Amy liked many of your answers. Additional scene content (anal). *You need a score of 5+*

★ Amy was impressed by your answers. Additional scene content (facial/swallow). *You need a score of 6+*

★ Talk to Amy one day after last star. During the day.

*The 'correct' answers here to max the points are as follows :*

*. To have my own agenda, however small: Yes*

*. Could I have my own house? No*

- . *Could I have my own bedroom? Yes*
- . *Can I have sex with whom I want? No*
- . *Are you my master? Yes*

- . *Is there a possibility, even a very slim one, that I would be your wife? Yes*
- . *I think I should tell her my point of view: Stay loyal and serve me well and I'll be there for you*
- . *I see: Seems reasonable to me*

*Be sure to have seen Amy both naked and in lingerie during a full 'option' (up to the moment when the POV changes).  
Select to cum when possible and choose 'Swallow'.*

### **Babysitting (Chapter 4)**

Prerequisites: none

Characters: Amy, Charlotte

Description: With so many people in the condo, when will Charlotte babysit Amy again ?

#### Guide:

★ If you are in the living room at 5 or 6 pm. Chloe and Emily might ask permission to go out tonight. You can then ask Charlotte to babysit Amy. *You don't need to ask Charlotte to babysit. Just grant the sisters a night out*

### **Business 101**

Prerequisites: none

Characters: Sophie

Description: Negotiating with Sophie is getting way more interesting as the stakes go higher and higher

#### Guide:


★ Win a contract against Sophie and establish a new deal. She'll call you when you are working at your office.

★ Win a contract against Sophie and wait for her call when working.

★ Win a contract against Sophie with extra point left. Use points during the spanking.

★ Win a contract against Sophie with extra point left. Use points to continue the spanking.

★ Lose a contract to Sophie and face the consequences. She will show when you're at home. *At home meaning not in the office*

 Lose a contract to Sophie and face the consequences, she must have more than one point. (Scene is skipped with F/M femdom disabled, you still get the star.) *Again, be at home to get her call*

*You'll need to do a lot of negotiations to get all the stars. If you want to minimize the time spent :*

. *Win a first contract, talk to Sophie*

. *Win a second. When Sophie wants to come over, say you don't have the time*

. *Win a third contract, let Sophie in and spend your 2 points during the event*

. *Loose a first contract to Sophie. Do not let her come.*

. *Loose a second contract to Sophie and let her come, she'll use her extra point to do the femdom scene.*

. *For the femdom off: you'll need Sophie to have her 2 points and come to see you to achieve the last star, even if you don't see the scene.*

### **Business 101 #2**

Prerequisites: complete [Business 101](#)

Characters: Sophie

Description: Sophie seems to be of the open minded type when it come to relationships. But how far is she willing to go?

#### Guide:

★ When Sophie comes to your office after a contract, invite her to stay for the night (3 points).

★ Treat her well during the night.

When you win the next contract after completing [Business 101](#), let Sophie come to the office and go to the bedroom. You'll have a chance to establish new rules : 1 point per Million at stake in the contract. It will help you go much faster in hoarding points if you pick the most rewarding ones (don't forget to ask Charlotte for new contracts, she can propose up to 5 different ones per day).

To get a 'Good ending' you need to score 3 or more points during the evening. Here are the pointers, feel free to make your own combination to get all the dialogs (or also try the 'Bad ending', there are some exclusive renders for that one too) :

"I'm bored, don't you have something to do?"

"I'll show you around": + 1

"I might, it involves both of us naked": - 1

"Can I smoke?"

"Not in my bedroom": 0

"Feel free": + 1

"Excuse me for a moment, I need to make a call."

"It's not part of the deal": - 1

"Of course, work first": + 1

"I'm feeling hungry, do you have something to eat?"

"Yes, something long and big": - 1

"A burger": - 1

"A Salad": + 1

"A juice": 0

### **Business 101 #3**

Prerequisites: complete [Business 101 #2](#)

Characters: Sophie

Description: Sophie is willing to stand a lot...for a price

Guide:

★ When Sophie comes to your office after a contract, choose the new spanking option (5 points).

★ Find the 'humiliation' ending. For that one, you'll need to stick mostly to easy hand spanking, mainly in Wheelbarrow & Diaper positions, switching from one to another and again...

★ Find the 'pain' ending. Go for it, but not too hard nor too quickly otherwise you'll get yet another ending and no star

### **Chloe's Life Choices**

Prerequisites: progress in [Uncle's treatment](#)

Characters: Chloe

Description: Chloe wants to do something of her life

Guide:

★ Talk to Chloe. It might take a day.

★ A few hours later talk to her again. During the day.

★ A few hours later talk to her again. During the day. It might be skipped depending of your choices.

★ Base scene. If you didn't poorly answer Chloe's questions.

★ Chloe liked most of your answers. Additional scene content. You need a score of 3+

★ Chloe found your answers perfect. Additional scene content. You need a score of 5+

★ Talk to Chloe one day after last star. During the day.

The 'correct' answers here to max the points are as follows :

- . *Hmmm.: Yes. You're right.*
- . *Not sure where I'm going to find it.: \*Lift up your hand\* Here*
- . *Who comes first, your wife, your kid, yourself: My kids*
- . *Cat or Dog?: Neither*
- . *Just for my curiosity, who should solve your problem?: Emily*

### **Emily's Interrogations**

Prerequisites: progress in [Uncle's treatment](#)

Characters: Emily

Description: Emily is not just a party girl

Guide:

- ★ Talk to Emily. It might take a day.
- ★ A few hours later talk to her again. During the day.
- ★ A few hours later talk to her again. During the day. It might be skipped depending of your choices.
- ★ Base scene. If you didn't poorly answer Emily's questions.
- ★ Emily liked most of your answers. Additional scene content. *You need a score of 2+*
- ★ Talk to Emily one day after last star. During the day.

*The 'correct' answers here to max the points are as follows :*

- . *Because you and me, we have a thing, right?: You know we have*
- . *Would you be OK to be a father right now, not in ten years?: Depends on the mother*
- . *So you'd say that having me was a bad decision from Mom?: One can question the motive, not the result*
- . *And do you question dad's pursuit of having an heir of his own blood?: I certainly do*

### **Emily's Needs**

Prerequisites: none

Characters: Emily

Description: Now that Emily is here round the clock, she intends to make the best use of you

Guide:

- ★ When working, there is a probability for Emily to come. Once per day.
- ★ After unlocking the first star. Don't talk to Emily today, if she shows up when you work she will have something new.

### **Emily's New Class**

Prerequisites: complete [Pole Position](#)

Characters: Emily, Amy

Description: There is one unrivaled Anal Queen, and they are those who'd like to get better at it

Guide:

- ★ Talk to Emily.
- ★ Wait a day and talk to Amy.
- ★ Wait a day and talk to Emily.
- ★ Wait a day and talk to Amy.
- ★ Watch the first lesson.
- ★ Watch the second lesson.
- ★ Watch the third lesson.

*The lesson takes place every other day in the living room at 15.00.*



## King & Queen

Prerequisites: complete [Reconciliation](#)

Characters: Emily

Description: If you put Emily in the good mood, she'll make a big step in your direction

Guide:

★ Emily should be the happiest then talk to her. (An happy face emoji is displayed on the talk button for the 'happiest' girl.) *To reach that, have repeated intercourse with her until she is the one with whom you had fun the more often.*

★ Request what Emily is now willing to do. *There is a repeat with different dialogs*

*If you immediately go back where you just left Emily, you'll have some more dialog and images (random)*

## Long Live the King

Prerequisites: complete [Uncle's Treatment](#)

Characters: Everyone

Description: The story unfolds...

Guide:

★ Talk to Chloe.

★ Talk to Emily.

★ Talk to Amy.

★ Talk to Rachel.

★ Talk to Charlotte.

★ At your office, one day after talking to everyone.

★ One day after previous star.

★ A couple of days after completing Amy, Chloe and Emily event..

## No Second Thought

Prerequisites: complete [Long Live The King](#)

Characters: You

Description: You are about to take THE decision of your life.

Guide:

★ Charlotte has something to tell you. It might take up to one day.

★ Call Rachel.

★ Wait for a call.

## Pole Position

Prerequisites: none

Characters: Chloe, Emily, Amy

Description: Chloe keeps misbehaving, so you need to keep punishing her... and anyone who gets in the way

Guide:

★ You must be able to punish Chloe. Pick the 'Dildo Pole' punishment.

★ Someone might be bothering Chloe during her punishment. (hidden). *You need to have unlocked the 5th star of [Punishment](#) to get that one*

★ Someone else is joining Chloe. (hidden, only possible after second star).

*The 2d & 3rd stars are random. After putting Chloe on the pole, go to the living room, then enter the bedroom again.*

*Repeat until you get the new scene. Warning : you can't get the 3 stars in a row, you'll need to punish Chloe 3 times.*

*To get a little extra : when Chloe needs to be punished, go first in the bedroom, click on the pole and call Amy to put her on it. Then find Chloe and punish her with the pole...*

## **Punishments**

Prerequisites: none

Characters: Chloe, Emily

Description: New rules, new infractions...

### Guide:

- ★ When Emily and Chloe are out. Chloe might come home drunk if you didn't talk to her today.
- ★ When Emily and Chloe are out. Emily might come home drunk if you didn't have anal with her today.
- ★ Meet the requirement of the first two stars at the same time.
- ★ If Chloe hasn't been punished for some days, she'll misbehave in your room in the morning.
- ★ If Emily hasn't been punished for some days, she'll misbehave in your room in the afternoon.

*The girls come home quite late (02.00)*

*For the last 2 stars there must not be any punishment pending and there must have been at least 2 days since the last punishment*

## **Reconciliation**

Prerequisites: complete [Tie Me Up](#)

Characters: Chloe, Amy, Charlotte

Description: It seems that the time has come for détente between the girls

### Guide:

- ★ Talk to Amy.
- ★ Talk to Chloe.
- ★ Talk to Charlotte.
- ★ After a couple of days, talk to Chloe.
- ★ Find the girls playing together. *In the evening in the playroom (19.00+)*
- ★ They're now playing with something at stake. Find them again.
- ★ Chloe lost. Watch her pay the price.
- ★ Amy lost. Watch her pay the price.
- ★ Charlotte lost. Watch her pay the price.
- ★ Even higher stake. Amy won.
- ★ Even higher stake. Charlotte won.
- ★ Challenge Charlotte and win. Only possible after seeing one of the 'Even higher stake' star. You will need to train your dart skill before attempting to beat Charlotte.

## **Similarities**

Prerequisites: none

Characters: Seo-yun

Description: This negotiator and you have a lot in common.

### Guide:

- ★ "Meet Seo-yun. You must win a contract with her without working extra hour on it. Once you did it, while working for the next contract, she might come to you after 7 p.m.

## Spanktastic

Prerequisites: complete [Reconciliation](#)

Characters: Chloe

Description: You know this one thing that Chloe doesn't like? Well, it depends in fact...

Guide:

★ Chloe should be the happiest then talk to her. (An happy face emoji is displayed on the talk button for the 'happiest' girl.). *To reach that, have repeated intercourse with her until she is the one with whom you had fun the more often.*

★ Request what Chloe is now willing to do. *There is a repeat with different dialogs*

*If you immediately go back where you just left Chloe, you'll have some more dialog and images (random)*

## The Love Story

Prerequisites: progress in [Long Live The King](#)

Characters: Emily

Description: Emily is waiting for your answer.

Guide:

★ Talk to Emily. It might take a day.

★ Talk to her again a few hours later. During the day only

★ Wait a few more hours and talk to her. During the day only.

★ Base scene. If you didn't poorly answer Emily's questions.

★ Additional content for the scene if Emily liked your answer (naked butt plug). *You need a score of 6+*

★ Additional content for the scene if Emily has been impressed with your answers (pet play). *You need a score of 7*

★ Additional ending if Emily is your favorite girl (Charlotte). *You need a score of 6+*

★ Wait a day after previous star and talk to her. During the day only.

*The 'correct' answers here to max the points are as follows :*

*. What should I tell her?: Yes, she did*

*. Lingerie or Leather?: Lingerie*

*. Just the two of us or with company?: As many as possible / Linda (that's the tricky one if you ask me)*

*. And for the honeymoon, where to?: The Island*

*You need to have aced both [Emily's Interrogations](#) and this one and Emily must also be your favorite girl to get the last bonus scene*

## The Moral Choice

Prerequisites: progress in [Long Live The King](#)

Characters: Amy

Description: She is the challenger in the race, that doesn't mean she can't win.

Guide:

★ Talk to Amy. It might take a day.

★ Talk to her again a few hours later. During the day only

★ Wait a few more hours and talk to her. During the day only.

★ Base scene. If you didn't poorly answer Amy's questions.

★ Additional content for the scene if Amy liked your answer (expert anal). *You need a score of 6+*

★ Wait a day after previous star and talk to her. During the day only.

*The 'correct' answers here to max the points are as follows :*

*. Tell me why you're considering me.: Because I believe that you turned your back on your errors and want to get better*

- . *Is there any other reason?: Because we are both so much alike*
- . *How much do you make?: Say a figure*
- . *What will our life look like? Will we stay here all the time?: Of course not*

## **The Perfect Bride**

Prerequisites: progress in [Long Live The King](#)

Characters: Chloe

Description: There's a rational answer to your question, ask Chloe.

Guide:

- ★ Talk to Chloe. It might take a day.
- ★ Talk to her again a few hours later. During the day only
- ★ Wait a few more hours and talk to her. During the day only.
- ★ Base scene. If you didn't poorly answer Chloe's questions.
- ★ Additional content for the scene if Chloe liked your answer (anal). *You need a score of 5+*
- ★ Additional content for the scene if Chloe has been impressed with your answers (4some). *You need a score of 6+*
- ★ Wait a day after previous star and talk to her. During the day only.

*The 'correct' answers here to max the points are as follows :*

- . *So, after everything I just said, do you agree that love is not the only basis for marriage?: You're not of the sentimental type, aren't you?*
  - . *Do you agree that husband and wife should be on an equal footing, 50%% of the votes each?: I do, patriarchy is outdated.*
  - . *Do you agree that 'if there is a will, there is way'?: I'm the living proof of that*
- You need to have aced both [Chloe's Life Choices](#) and this one and Chloe must also be your favorite girl to get the last bonus scene*

## **Tie Me Up**

Prerequisites: complete [Emily's Needs](#)

Characters: Chloe, Emily

Description: The sisters are fighting over the same toys...

Guide:

- ★ When watching TV, Chloe might come to you. Once per day. *Random*
- ★ After unlocking the first star. If Chloe is being too loud, someone might come to see what is going on. *Repeat watching TV to trigger the second star. The secret here is to keep a steady rhythm all along*

## **Uncle's Treatment**

Prerequisites: complete [Spanktastic](#), [King and Queen](#), [Almighty](#)

Characters: Everyone

Description: The condo's routine is about to be broken...

Guide:

- ★ Someone will contact you at your office during the day.
- ★ A few hours after the previous star, when at your office.
- ★ The next day, at the office, someone will come see you.
- ★ A few hours later, in the living room, during the day..
- ★ A couple days after you have completed Amy, Chloe and Emily events.

## CHAPTER V: The End



This time this is it.

All you have to do is to choose your wife and start a new life with her.

The future awaits!!!

## Chapter 5 Events

This chapter is particular. It is much more linear than the former ones.

Here are some guidelines of what to expect, knowing that if you play the three paths there is very little chance that you'll miss anything.

*I remain voluntarily vague in the description of the scenes, it would be a pity to spoil the many surprises that await you.*

### **Amy's path**

Once you have chosen Amy, you will set up everything to make a fitting proposal. And you will make your move.

Guess what : she'll say "Yes!"

After that you'll soon find yourself in your new home to live this new life.

There is a free roam sequence.

Here is what you'll see :

- . 1 outdoor sex event
- . 3 outdoor mini events
- . 1 Threesome
- . 1 BIG Interactive Spanking event  
*(if that's not your thing you'll have a chance to skip the harsher part)*

Then after some time you'll make a little trip back to the yacht.

### **Chloe's path**

Once you have chosen Chloe, you will set up everything to make a fitting proposal. And you will make your move.

Guess what : she'll say "Yes!"

After that you'll soon find yourself in your new home to live this new life.

There is a free roam sequence.

Here is what you'll see :

- . 2 outdoor sex events
- . 2 indoor sex events while you work
- . 1 outdoor mini event
- . 1 Threesome
- . 1 BIG BDSM event

*(for this one, if you use the crop twice and do twice some breast play, you'll get a special ending, and if you use one of those thrice there's another ending too...)*

Then after some time you'll make a little trip back to the yacht.

### **Emily's path**

Once you have chosen Emily, you will set up everything to make a fitting proposal. And you will make your move.

Guess what : she'll say "Yes!"

After that you'll soon find yourself in your new home to live this new life.

There is a free roam sequence.

Here is what you'll see :

- . 1 outdoor sex event
- . 2 indoor sex events while you work
- . 3 outdoor mini events
- . 2 Threesomes

Then after some time you'll make a little trip back to the yacht.

## **Going back to your roots : the Yacht!**

To end the story, you'll make a final trip to see Rachel and Susan.

You will be there only for a limited period of time (ten hours), so you won't be able to achieve all there is to do.

But here's the good news : you'll have three chances to see all, as you'll presumably play the three paths...

For the main events, when they come in multiple versions I usually counted them as as many events as there are versions.

Here is what you might see :

- . 2 events in the pool if you take a swim
- . 6 events by the pool if you suntan or just happen to be there at the right time
- . 2 events by the terrace if you decide to take a nap (...)
- . And of course you'll be able to play Go with Susan :
  - . 1 win gives you 1 spanking event with Susan (2 versions)
  - . 1 lose puts you on the receiving end of a 1 spanking event (FEMDOM), or maybe not...
  - . Best of 3 games win gives you one sex event with Susan (2 versions)
  - . Best of 3 games lose puts you on the receiving end of a 1 sex event (FEMDOM), or maybe not...
  - . 4 wins gives you 1 bonus sex event with Susan

*To initiate this 'Go tournament' talk to Susan and have a drink with her at the first possible occasion.*

*Best of 3 meaning that you win/lose 2 games in a set of 3, or you win/lose 2 times in a row.*

*The victory, or defeat, is random. When you won one game, you're very likely to lose the next.*

*The FEMDOM scenes are avoidable if you're not into it, and their alternatives are worth seeing, so fear not...*

*Each game takes one hour. My advice would be to only / mainly play Go on one path and explore the other possibilities the yacht has to offer on the other two.*

And when you have spent your ten hours on the yacht it will be the end sequence, one per girl.

***That will be the perfect time to shed a tear...***